An Internship Report

on

"Green Banking Activities of Shahajalal Islami Bank"

This report is submitted to the Department of Accounting, Hajee Mohammad Danesh Science and Technology University, Dinajpur for the Fulfillment of Degree Master of Business Administration (MBA) Program.

Prepared By

Md. Bashir Mia
Student ID-1905883
MBA in Accounting and Information Systems
Department of Accounting
Faculty of Business Studies
HSTU, Dinajpur.

Supervised By

Mohammad Mazibar Rahman
Assistant Professor
Department of Accounting
Faculty of Business Studies
HSTU, Dinajpur.



Hajee Mohammad Danesh Science and Technology University, Dinajpur-5200

April 2022

An Internship Report

on

"Green Banking Activities of Shahajalal Islami Bank"

BY

Md. Bashir Mia
Student ID-1905883
MBA in Accounting and Information Systems
Department of Accounting
Faculty of Business Studies
HSTU, Dinajpur

Approved by

Supervised By
Mohammad Mazibar Rahman
Assistant Professor
Department of Accounting
Faculty of Business Studies
HSTU, Dinajpur

Co-Supervised By
Mohammad Main Uddin
Assistant Professor
Department of Accounting
Faculty of Business Studies
HSTU, Dinajpur.



Hajee Mohammad Danesh Science and Technology University, Dinajpur-5200

April 2022

ACKNOWLEDGEMENT

At first, I would like to express my gratefulness and harmony to the almighty the supreme authority of the Universe, without whom we would be nothing. Next I would like to express my kindness to my beloved parent whose continuous inspiration enrages me to make a right move in my life.

I am grateful towards some respected persons for their advice, suggestions, direction and cooperation which have enabled me to have an experienced in the dynamic environment such like in banking sector.

I would like to thank my honorable **Supervisor Mohammad Mazibar Rahman, Assistant Professor**, Department of Accounting, Faculty of Business Studies, Hajee Mohammad Danesh Science and Technology University, Dinajpur, whose help, suggestions and co-operations, the total report will be valuable.

I would like to thank my honorable **Co-supervisor Supervisor Mohammad Main Uddin, Assistant Professor**, Department of Accounting, Faculty of Business Studies, Hajee Mohammad Danesh Science and Technology University, Dinajpur, whose help, suggestion and co-operation in preparing the report.

I would like to thank from the deep of my heart to those people who are related with making of this report and make it a success.

I would like to express my indebtedness to my report all the teachers, Department of Accounting, Faculty of Business Studies, Hajee Mohammad Danesh Science and Technology University, Dinajpur, for helping me and giving assistance in preparing the report.

Md. Bashir Mia
Student ID-1905883
MBA in Accounting and Information Systems
Department of Accounting
Faculty of Business Studies
HSTU, Dinajpur

Shahjalal Islami Bank
LIMITED
Committed to Cordial Service

Ref: Date:.....

TO WHOM IT MAY CONCERN

This is to certify that, Md. Bashir Mia having Student ID No. 1905883, MBA in Accounting and Information Systems, Faculty of Business Studies, a student of Hajee Mohammad Danesh Science and Technology University (HSTU), Dinajpur, under MBA program has successfully completed his 90 days internship program at Shahajalal Islami Bank, Mohammadpur Branch, Dhaka.

During his internship period Md. Bashir Mia was found honest, sincere & responsible to his assigned duties.

We wish him every success for the to come.

23.02.22

(Md. Monibor Rahman)
Manager
Shahajalal Islami Bank
Mohammadpur Branch, Dhaka.

Phone: 02-222264736, Fax: + 02-222297607, Email: sjiblho@sjiblbd.com,
Address: Corporate Head Office, Shahjalal Islami Bank Tower, Plot-4,
Block-CWN(C), Gulshan Avenue, Dhaka-1212, Bangladesh

Certificate of Supervisor

This is to declare that Md. Bashir Mia, a student of MBA in Accounting and Information Systems, Department of Accounting, Faculty of Business Studies, Session 2019, bearing ID No. 1905883 has completed an internship report titled on **"Green Banking Activities of Shahajalal Islami Bank"** under my supervision.

I also declare that I have gone through the draft copy of the report. Thoroughly found it satisfactory for submission to the department as a part of partial fulfillment of MBA degree.

I recommend the report to submit for awarding the degree of Master of Business Administration (MBA), Hajee Mohammad Danesh Science and Technology University, Dinajpur.

I wish his every success for the days to come.

.....

Supervisor
Mohammad Mazibar Rahman
Assistant Professor
Department of Accounting
Faculty of Business Studies
HSTU, Dinajpur

Certificate of Co-supervisor

I hereby declare that the concerned report on **"Green Banking Activities of Shahajalal Islami Bank"** is a work completed by Md. Bashir Mia, Student ID: 1905883, MBA in Accounting and Information Systems, Hajee Mohammad Danesh Science and Technology University, Dinajpur-5200, under my Co-supervision and submitted for the partial fulfillment of the requirement of the degree of Master of Business Administration (MBA) in Accounting and Information Systems at HSTU, Dinajpur.

I wish his every success in life.

.....

Co-Supervisor
Mohammad Main Uddin
Assistant Professor
Department of Accounting
Faculty of Business Studies
HSTU, Dinajpur.

Student's Declaration

I hereby declare that the Internship Report on **"Green Banking Activities of Shahajalal Islami Bank"** is completed by me after collecting and Analyzing data.

I also declare that this is my Internship report and prepared for academic purpose which is a part of MBA and the report may not be used in actual market scenario.

_____

Md. Bashir Mia
Student ID-1905883
MBA in Accounting and Information Systems
Department of Accounting
Faculty of Business Studies
HSTU, Dinajpur

ABSTRACT

An internship program is very important & essential for acquiring experience through learning and spreading the scope of knowledge. Internship program has done in Shahajalal Islami Bank. This internship Report is aimed at providing a comprehensive picture to the areas of foreign exchange department of Shahajalal Islami Bank. The Report has been divided into four parts.

Banking sector of our country is playing a pivotal role in our economic situation. There are a large number of banks operating in our country successfully. Most of the banks are automated. As a result every bank has banking software to operate their task easily and efficiently. It also helps them to give effective and quick service to the customers. That is why I took this opportunity to know about the business process of Shahajalal Islami Bank. As a mandatory requirement of the Master of Business Administration (MBA) program under, Hajee Mohammad Danesh Science & Technology University this report entitled Green Banking Activities of Shahajalal Islami Bank" is a contrived depiction of the 90 days internship program at Green Banking Activities. In today's world banks are plating a significant role in financial sector. In my internship I spend my time in Green Banking practices department.

The marketing policy is not good, Shahajalal Islami Bank don`t give advertisement in electronic media. ATM booth is not available etc. For those problems I recommended some suggestions: which will be helpful for, it need recruit more employees and need established more ATM booth. The key to successful banking relies on ability of balance many activities simultaneously.

Contents

Chapter	Title	Page
	Acknowledgement	**i**
	Certificate from the organization	**ii**
	Certificate of Supervisor	**iii**
	Certificate of Co-supervisor	**iv**
	Student's declaration	**v**
	Abstract	**vi**
	Contents	**vii-viii**
	List of Table	**ix**
Chapter 1	**Introduction**	**1-2**
1.1	Introduction	1
1.2	Objective of the study	2
Chapter 2	**Literature Review**	**3-4**
Chapter 3	**Methodology**	**5-6**
3.1	Research Methodology	5
3.2	Sources of data	5
3.3	Research Technology	5
3.4	Limitation of the study	6
Chapter 4	**Organizational Profile**	**7-12**
4.1	History of Shahjalal Islami Bank Limited	7
Chapter 5	**Result and Discussion**	**13-51**
5.1	Green Banking	13
5.2	Three Phases	14
5.2.1	Policy Formulation and Governance	14
5.2.2	Incorporation of Environmental Risk in CRM	14
5.2.3	Initiating In-house Environment Management	15
5.2.4	Introducing Green finance	16
5.2.5	Creation of Climate Risk Fund	17
5.2.6	Introducing Green Marketing	17
5.2.7	Online Banking	17
5.2.8	Supporting Employee Training, Consumer Awareness and Green Event	18
5.2.9	Disclosure and Reporting of Green Banking Activities	19
5.3	Five years Financial Performance Analysis Of SIJBL	19
5.4	Discussion	39
5.4.1	Features of Green Banking	39
5.4.2	Benefits of Green Banking	40
5.4.3	Some Green Banking Slogans of banks	40
5.4.4	Steps in Green Banking	40
5.4.5	Green Banking	43
5.4.6	Initiating In-house Environment Management	44

5.5	Green Office Guide	44
5.6	Some Green Products	45
5.7	Introducing Green Marketing	46
5.8	Learning outcomes	50
Chapter 6	**Findings, Suggestions**	**51-52**
6.1	Findings	51
6.2	Suggestions	51
Chapter 7	**Conclusion, Policy Implications and Future Work**	**53-55**
7.1	Conclusion	53
7.2	Policy Implications	54
7.3	Future Work	55
	References	**56-57**

List of Table

Table No	Topic	Page No
5.1	Environmental Risk Management	15
5.2	Solar Powered Branches and ATM/SME Units	16
5.3	Green Finance as % of Total Finance	16
5.4	Utilization of Climate Risk Fund (in million taka)	17
5.5	Internet and Mobile/SMS Banking (2020)	18
5.6	Training in (2020)	18
5.7	Return on Asset	24
5.8	Return on Equity	25
5.9	Return on Investment Capital	26
5.10	Expenses Control Efficiency	27
5.11	Operating profit margin	28
5.12	Equity Multiplier	29
5.13	Liquid Securities Indicator	30
5.14	Earning assets to total assets	31
5.15	Current Deposits to Total Liabilities	32
5.16	Cash Position Indicator	33
5.17	Debt to Asset Ratio	34
5.18	Debt to equity ratio	35
5.19	Equity to Asset Ratio	36
5.20	EPS	37
5.21	Price Earning	38

List of Figure

Figure No	Topic	Page No
5.1	Operating Profit	20
5.2	Net Asset Value	20
5.3	Investment of Off Shore Banking Unit	23
5.4	Return on Asset	24
5.5	Return on Equity	25
5.6	Return On Investement Capital	26
5.7	Expenses Control Efficiency	27
5.8	Operating profit margin	28
5.9	Equity multiplier	29
5.10	Liquid Securities Indicator	30
5.11	Earning Assets to Total Assets Ratio	31
5.12	Current Deposits To Total Liabilities	32
5.13	Cash Position Indicator	33
5.14	Debt to Asset Ratio	34
5.15	Debt to Equity Ratio	35
5.16	Equity To Asset Ratio	36
5.17	EPS	37
5.18	Price Earning	38

Chapter 1

Introduction

1.1 Introduction

At present, the concept “Green Banking” has become well known to all. Environment is the bigger issue for banking services. There is a high possibility of playing significant role of Green Banking in the environmental issues. Because of Green banking practices, banks are responsible to invest their money their project that promote environmental friendly project to save the environment from climate change, environmental damage and destruction of natural beauty. Green banking that considers all the social and environmental factors is also called ethical banking. The main objective of green banking is to ensure the use of organizational resources in favor of the environment and society. Green banking is the smart way of thinking with a vision for future sustainability of our only habitable planet earth for mankind. It evaluates all the factors before the loan whether the project is environment-friendly and has any implication on the future people and planet. It is broadly recognized that Bangladesh is a very vulnerable to climate change. It has internationally been argued that Bangladesh, as a country, may suffer the most impacts from climate change. Though Bangladesh is, a low carbon emitting country even among the developed countries, likely to be one of the worst sufferers of climate change. It is experienced that climate change has already enhanced the frequency and intensity of floods, droughts and cyclones in Bangladesh and would have negative impact on water resources, land, crop agriculture and food security, fisheries and livestock, forestry and human health as well. The Government of Bangladesh and The Bangladesh bank has shown keen interest in it, and as such formulated guidelines in this respect, and encourages the scheduled banks to take measures to create a congenial atmosphere through ‘Green Banking Methodology’. Green Banking can also reduce the need for expensive branch-banking and customer services. In Bangladesh, is launched in 2011 by Bangladesh Bank. The Government of Bangladesh has undertaken a perspective plan (2010-2021). Green Banking is any form of banking from that the country and nation gets environmentally benefits. The banking sector can play an intermediary role between economic development and environment protection by promoting environmentally sustainable and socially responsible investment.

1.2 Objective of the study

The main objective of this report is to identify the Green banking activities practiced by Shahjalal Islami Bank Limited

Specific objectives

1) To draw clear picture of green banking

2) To identify the major areas and product of green banking

3) To examine SJIBL green banking policy and implementation

Chapter 2

Literature Review

Global warming, which is one of the most burning & discussed issues, has the worst impact on the climate of the planet as a whole. The rapid change in climate will be too great to be adapted by the eco-systems, since the change have already made direct impact on biodiversity, agriculture, forestry, dry land, water resources and human health. Due to unusual weather pattern, rising greenhouse gas, declining air quality etc. society demands that business also take responsibility in safeguarding the planet (Bangladesh Bank Green Banking Policy).

Chang and Fong (2010) examined that the notion of GBI, but only as a driver of satisfaction and loyalty, not as a result of green banking activities. According to their survey on consumers who had the experience of purchasing green or environmental products in Taiwan, a green corporate image exerts a positive effect on green customer satisfaction and green customer loyalty.

Thombre (2011) argued that environmental impact of bank's external activity is huge though difficult to estimate. Thus, encouraging environmentally responsible investments and careful lending should be one of the responsibilities of the banking sector Sahoo and Nayak (2008). The bank should go green and play a pro-active role to take environmental and ecological aspects as part of their lending principle, which would force industries to go for mandated investment for environmental management, use of appropriate technologies and management systems Hayder (2012).Verma(2012) stated that Indian banking is gradually coming to realize that there is need from a shift from the 'profit, profit and profit motive to 'planet, people and profit'. GB involves pursuing of financial and business policies that are not hazardous to environment and help to protect environment. The purposes of GB are to use resources with responsibility avoiding waste and giving priority to environment and society.

Morshed (2011) showed that banks are a relatively clean sector. The environmental burden of their energy, water and paper use is not comparable to many other sectors of the economy. But by financing activities Bank play a fundamental role in public policy and economic performance as well as in all forms of commerce and industry. However, those working in the financial sector are largely unaware of the rationale and pressures for sustainable development.

Bangladesh already maintains a satisfactory level MDGs. They are trying to sustainable development goal (SDGs). In order to ensure sustainable development, world environmentalist groups consider that green banking would be one of the valuable arms. As a result, today's environmental stakeholders are pushing financial community to strictly implement green banking policy which they consider will help to protect the environment. The factors like customer demand and environmental awareness are also influencing Bangladeshi Banks to adopt more environmentally friendly business policies. However, the effect of green banking on variables such as image has not yet been examined.

Ullah (2013) elucidated that Green Banking in Bangladesh. It starts with the aim of protecting the environment where banks consider before financing a project whether it is environment friendly and has any implications for the future. A company will be given a loan only when all the environmental safety standards are followed. Green Banking can be efficiently implemented through the use of Green Banking policy in Bangladesh, he emphasized.

As environmental sustainability is an important issue and green banking is a step in this study. So there is a need to study the banking initiative taken by the bank and also to review the role of green banking in environment sustainability. Our country is one of the adversely effected countries in the world because of the world carbon dioxide emission. In spite of global economic activity our own business activity is also creating environmental pollution. Green banking as already discussed is considered as a very important tool to protect our environment from our own business activity. Through this study it will try to find out what bankers are thinking about this. The findings will help the policy makers of Bangladesh bank to adjust their approach to the bank of Bangladesh.

Chapter 3

Methodology

3.1 Research Methodology

The research is conducted on the basis of primary and secondary data are collected from different sources. I had to collect enough information so that I can make an effective analysis of green banking activities.

3.2 Sources of data

For collecting the required data, I have used different sources or methods like the following:

- ✓ **Primary data:**
  - ❖ Interviews of the customer
  - ❖ Interviews of the bank employee
  - ❖ Direct observation
- ✓ **Secondary data:**
  - ❖ Operational manual
  - ❖ Official website of both Shahjalal Islami Bank
  - ❖ Banking journals
  - ❖ Shahjalal Islami Bank newsletters
  - ❖ Research papers

3.3 Research Technology

Different types of software like Ms-Excel, Ms-Word, diagram etc. are used to prepare the report. Final report is prepared accordingly in the form of word form

3.4 Limitation of the study

In spite of having the wholehearted effort, there were some limitations, acted as a barrier to conduct the program.

The limitations are:

- Green Banking activities & environmental risk management systems was not sustain every branches.
- Bank is a sophisticate business sector. So bank do not interested to provide me confidential data.
- Since I engaged in the Shahjalal Islami Bank from indirect observation.
- Shahjalal Islami Bank performs its whole banking activities in automated way that's why all the employees are very busy with their work, sometimes I had to wait more than one week for a piece of information.

Chapter 4

Organizational profile

4.1 History of Shahjalal Islami Bank Limited

Shahjalal Islami Bank Limited (SJIBL) commenced its commercial operation in accordance with principle of Islamic Shariah on the 10th May 2001 under the Bank Companies Act, 1991. During last eight years SJIBL has diversified its service coverage by opening new branches at different strategically important locations across the country offering various service products both investment & deposit. Islamic Banking, in essence, is not only INTEREST-FREE banking business, it carries deal wise business product thereby generating real income and thus boosting GDP of the economy. Board of Directors enjoys high credential in the business arena of the country, Management Team is strong and supportive equipped with excellent professional knowledge under leadership of a veteran Banker Mr. Muhammad Ali. Name of the Company Shahjalal Islami Bank Limited Legal Form A public limited company incorporated in Bangladesh on 1st April 2001 under the companies Act 1994 and listed in Dhaka Stock Exchange Limited and Chittagong Stock Exchange Limited. Commencement of Business 10th May 2001.



SJIBL's Vision

To be the unique modern Islami Bank in Bangladesh and to make significant contribution to the national economy and enhance customers' trust & wealth, quality investment, employees' value and rapid growth in shareholders' equity.

SJIBL's Mission

- To provide quality services to customers.
- To set high standards of integrity.
- To make quality investment.
- To ensure sustainable growth in business.
- To ensure maximization of Shareholders' wealth.
- To extend our customers innovative services acquiring state-of-the-art technology blended with Islamic principles.
- To ensure human resource development to meet the challenges of the time.

SJIBL's Strategies

- To strive for customers best satisfaction & earn their confidence.
- To manage & operate the Bank in the most effective manner.
- To identify customer's needs & monitor their perception towards meeting those requirements.
- To train & develop all employees & provide them adequate resources so that the customer's needs are reasonably addressed.
- To promote organizational efficiency by communicating company plans, polices & procedures openly to the employees in a timely fashion.
- To cultivate a congenial working environment.
- To diversify portfolio both the retail & wholesale markets.

Ethical Standards

- **Be Trustworthy:** We believe in mutual trust and treat our customers in a way so that they can trust us.
- **Keep an Open Mind:** For continuous improvement of our Bank we keep our minds open to new ideas. We seek opinions and feedback from both customers and team members through which our Bank will continue to grow.
- **Meet Obligations:** Regardless of the circumstances, we do everything to gain the trust and confidence of customers and clients by honoring our commitments and obligations.
- **Be Transparent:** We are transparent in our dealings with customers and all stakeholders. We ensure transparency by furnishing information through print and electronic media as well as in Bank's website, journals and reports.
- **Be involved with the Community:** We remain involved in community-related issues and activities, thereby demonstrating that our business is socially responsible.
- **Be Respectful:** We treat all stakeholders with utmost respect and courtesy regardless of differences, positions, titles, ages, or other types of distinctions.
- **Be Environment Conscious:** We provide industrial financing decorously to keep the environment free from pollution and health hazard. We are pro-active and foresighted for green office and green economy.

Shariah Council

Shariah Council of the Bank is playing a vital role in guiding and supervising the implementation and compliance of Islamic Shariah principles in all activities of the Bank since its very inception. The Council, which enjoys a high status in the structure of the Bank, consists of prominent ulema, reputed banker, renowned lawyer and eminent economist. Members of the Shariah Council meet frequently and deliberate on different issues confronting the Bank on Shariah matters. They also conduct Shariah inspection of branches regularly so as to ensure that the Shariah principles are implemented and complied with meticulously by the branches of the Bank.

SJIBL's Deposit Schemes

- Mudaraba Monthly Income
- Mudaraba Double Money
- Mudaraba Monthly Deposit
- Mudaraba Millionaire
- Mudaraba Haji Deposit
- Mudaraba Housing Deposit
- Mudaraba Small Business
- Mudaraba Cash Waqf Deposit
- Mudaraba Lakhopoti Deposit
- Mudaraba Bibaho Deposit
- Mudaraba Mohorana Deposit
- Mudaraba Shikhkha Deposit

Account services

- Al Wadiah Current Deposits (ACD)
- Mudaraba Saving Deposits (MSD)
- Mudaraba Term Deposits (MTD)
- Mudaraba Short Notice Deposits (MSND)

FINANCIAL highlights of the Bank (Amount in millions)

PARTICULARS	**2016**	**2020**	**2018**	**2019**	**2020**
Paid up Capital	4,453	3,425	2,740	2,245	1,871
Total Capital (Core + Supplementary)	9,183	7,746	5,429	4,069	3,040
Capital Surplus	1,131	826	1,546	1,122	1,189
Total Assets	107,229	78,800	58,920	45,216	28,346
Total Deposit	83,350	62,964	47,459	36,484	22,618

Total Investment (Loans & Advance)	80,592	61,440	43,958	32,918	20,616
Total Contingent Liabilities and Commitment	34,083	27,665	14,475	10,771	7,471
Investment Deposit Ratio (%)	93	97.58%	92.62%	90.23%	91.15%
Percentage of Classified Investment against total In	1.89%	1.91%	0.94%	0.44%	0.62%
Profit after Tax and Provision	1,168	2,072	1070	817	646
Amount of Classified Investment	1,523	1,173	413	143	128
Provisions kept against classified Investment	423	268	118	28	23
Provisions surplus	127	88	98	20	10
Cost of Fund	10.98	10.15%	11.07%	10.99%	10.40%
Profit Earning Assets	92,569	67,139	53,131	39,889	25,303
Non-Profit Earning Assets	14,660	11,660	5,789	5,327	3,043
Return on General Investment (%)	13.53	11.90	13.46	14.18	14.68
Return on Assets (ROA)	1.26%	3.01%	2.08%	2.22%	2.28%
Earning Per Share	2.62	4.65			

SWOT Analysis

Comparative SWOT Analysis on Green Banking practices between Shahjalal Islami Bank are presented below:

Strengths

- Shahjalal Islami Bank has more skilled risk management system than SIB Bank Limited.
- Shahjalal Islami Bank is already itself as a brand than SIB Bank Limited.
- Shahjalal Islami Bankhas a country wide distribution network and coverage whereas SIB Bank Limited has a shortage of branches.
- Shahjalal Islami Bank has more aware of credit risk reduction and fastest service than SIB Bank Limited.
- Shahjalal Islami Bank is a positive relation between adoption of green banking and wealth maximization than SIB Bank Limited.

Weakness

- Shahjalal Islami Bank Limited's Green Banking practices are relatively slows than SIB Bank Limited.
- People of mid-level and lower-level at Shahjalal Islami Bank are less cooperative whereas more.
- Shahjalal Islami Bank is more inflexible.
- Customer perception about SIB Bank Limited or its services is not satisfactory whereas in the opposite situation.

Opportunities

- Both Banks are searching for new innovative services for Green Banking.
- Management of both the Bank is giving priorities on Green Banking to protect the environment.
- Workshops and trainings for Green Banking are more availed in Shahjalal Islami Bank than SIB Limited.
- Shahjalal Islami Bank is recognized as a Green contributor than SIB Bank Limited.

Threats

- Both the Banks is fail to proper monitoring for Green Banking might become a threat for the environment.
- Data loss is a major threat of both the Banking system.

Chapter 5

Result and Discussion

5.1 Green Banking

Green Banking means eco-friendly or environment-friendly banking to stop environmental degradation to make this planet more habitable. This comes in many forms. Providing innovative green products: using online banking instead of branch banking, paying bills online instead of mailing them, purchasing green mortgage, opening up of CDs, green credit cards and money market accounts at online banks instead of large multi-branch banks or finding the local bank in your area that is taking the biggest steps to support local green initiatives. Green Banking is also a multi-stakeholders' endeavour where banks have to work closely with government, NGOs, International Financial Institutes (IFIs), International Government Organizations (IGOs), Central Bank, consumers and business communities to reach the goal.

A Green Banking is an ethical banking "banks with a conscience"- (Benedikter 2011) as there is a strong building block which is corporate social responsibility (CSR) within the agenda of green banking. CSR bind banks in a relation with society showing the caring face of it in different situation, especially, in crisis period. Furthermore, Green Banking is regarded as sustainable banking, which has a role to safeguard the planet from environmental degradation, with the aim of ensuring economic growth which is sustainable.

Bangladesh Bank's Green Banking Initiatives

- Environmentally harmful incineration of non-re-issuable damaged bank notes is being phased out, resorting instead to shredding.
- All the departments of Bangladesh Bank Head Office and its nine branch offices have already been brought under a computer network (LAN/WAN), connecting almost 3, 100 PCs.
- Implementation of Bangladesh Automated Cheque Processing System (BACPS), Bangladesh Electronic Fund Transfer Network (BEFTN), Enterprise Resources Planning (ERP).
- Credit Information Bureau online facilities.

- ❖ Enterprise Data Warehouse (EDW) for an electronic data bank.
- ❖ Bangladesh Bank with this Network package is now activated on web based e-tendering system.

5.2 Three Phases

All scheduled banks except Shimanto Bank Ltd. (Scheduled from July 21, 2016 through BRPD Circular Letter 10/2016) have formed their own Green Banking Policy Guidelines and Green Office Guide. All the Financial Institutions except Lankan Alliance Finance Ltd (Scheduled from June 20, 2020 through DFIM Circular no 03/2020) have also formed their own Green Banking Policy Guidelines. Green Banking Policy needs to be covered through time frame work which will be segregated into 3 phases.

Phase-I (Foundation)

Banks are to develop green banking policies and show general commitment on environment through in-house performance. The time lining for the actions to be taken under Phase-I should not exceed December 31, 2011.

5.2.1 Policy Formulation and Governance

Bank shall formulate and adopt broad environmental or Green Banking policy and strategy approved by their Board of Directors. A high powered Committee comprises of directors from the Board in case of scheduled Bangladeshi Banks and a high powered committee comprises Regional Chief of Global Office and members from the top management including CEO in case of Foreign Banks should be responsible for reviewing the banks environmental policies, strategies and program. A senior executive should be assigned with the responsibility of heading the unit. The unit will report to the high powered committee time to time.

5.2.2 Incorporation of Environmental Risk in CRM

Banks shall comply with the instructions stipulated in the detailed guidelines on Environmental Risk Management (ERM) in consideration of a part of the Green Banking Policy. Bank shall incorporate Environmental and Climate Change Risk as part of the existing credit risk methodology prescribed to assess prospective borrower. This will include integrating environmental risks in the checklists, audit guidelines and reporting formats. All of this will help mainstream Environmental Risk that cover possible sources

of Environmental Risk such as Land use, Climate change related events (cyclone, drought), animal diseases/pathogens such as avian influenza, solid waste including waste feed, animal waste, carcasses, sediments, wastewater discharges, hazardous materials, etc will be reviewed under Environmental Due Diligence (EDD) checklists.

Table 5.1: Environmental Risk Management

Type of Bank	No. of projects applicable for EDD	No. of projects rated	No. of Rated projects Financed	Amount disbursed in Rated projects
SOCBs (06)	268	222	222	6614
SDBs (03)	0	0	0	13
PCBs (40)	26138	24146	17303	804509
FCBs (09)	864	667	548	46594
Total	27270	25035	18073	857728.96
FIs (34)	649	687	802	28968.06
Grand Total	27929	25722	18875	886697.02

NB: State Owned Commercial Banks (SOCBs), Specialized Development Banks (SDBs), Private Commercial Banks (PCBs), Foreign Commercial Banks (FCBs), Financial Institutions (FIs).

5.2.3 Initiating In-house Environment Management

Banks shall prepare an inventory of the consumption of water, paper, electricity, energy etc. by its offices and branches in different places. Then it should take measures to save electricity, water and paper consumption. A 'Green Office Guide' or at least a set of general instructions should be circulated to the employees for efficient use of electricity, water, paper and recycle of equipment. Installation of energy efficient electronic equipment and automatic shutdown of computers, fans, lights, air coolers etc. will help reducing electricity consumption. Energy saving bulbs should replace normal bulbs in branches of the banks. Banks should make plan to use solar energy at their premises to save electricity. Bank should take steps to save energy from corporate business travel and encourage employees to purchase energy efficient cars (that consume less fuel) can reduce gas and petroleum consumption.

Table 5.2: Solar Powered Branches and ATM/SME Units

Type of Bank	No. of Branches (units)	No. of branches powered by Solar Energy (units)	No. of ATM/SME units powered by Solar Energy (units)
SOCBs (06)	3732	36	2
SDBs (02)	1410	0	0
PCBs (40)	4831	495	212
FCBs (09)	66	2	3
Total	10039	533	217
FIs (34)	221	2	0
Grand Total	10260	535	217

NB: State Owned Commercial Banks (SOCBs), Specialized Development Banks (SDBs), Private Commercial Banks (PCBs), Foreign Commercial Banks (FCBs), Financial Institutions (FIs).

5.2.4 Introducing Green finance

Eco friendly business activities and energy efficient industries will be given preference in financing by bank. Environmental infrastructure such as renewable energy project, clean water supply project, wastewater treatment plant, solid and hazardous waste disposal plant, bio-gas plant, bio-fertilizer plant should be encouraged and financed by bank. Consumer loan programs may be applied for promoting environmental practices among clients.

Table 5.3: Green Finance as % of Total Finance

Type of Bank/FI	As % of Total Green Finance	As % of Total Funded Loan Disbursement
SOCBs (06)	21.39%	0.38%
SDBs (02)	100.00%	0.17%
PCBs (40)	9.35%	0.40%
FCBs (09)	0.04%	0.01%
Total	7.75%	0.38%
FIs (34)	9.53%	0.36%
Grand Total	7.78%	0.38%

NB: State Owned Commercial Banks (SOCBs), Specialized Development Banks (SDBs), Private Commercial Banks (PCBs), Foreign Commercial Banks (FCBs), Financial Institutions (FIs).

5.2.5 Creation of Climate Risk Fund

Bank should finance the economic activities of the flood, cyclone and drought prone areas at the regular interest rate without charging additional risk premium. However, banks should assess their environmental risks for financing the sectors in different areas for creating a Climate Change Risk Fund. This will be used in case of emergency. The bank would ensure regular financing flows in these vulnerable areas and sectors. The fund could be created as part of banks' CSR expenses.

Table 5.4: Utilization of Climate Risk Fund (in million taka)

Type of Bank/FI	Event	Project
SOCBs (06)	0.00	0.00
SDBs (02)	0.00	0.00
PCBs (40)	221.16	8.23
FCBs (09)	0.00	1.90
Total	221.16	10.13
FIs (34)	0.21	0.66
Grand Total	221.37	10.79

NB: State Owned Commercial Banks (SOCBs), Specialized Development Banks (SDBs), Private Commercial Banks (PCBs), Foreign Commercial Banks (FCBs), Financial Institutions (FIs).

5.2.6 Introducing Green Marketing

Green marketing is the marketing of products that are presumed to be environmentally safe. Green marketing incorporates a broad range of activities, including product modification, changes to the production process, packaging changes, as well as modifying advertising. It refers to the process of selling products and/or services based on their environmental benefits. Such a product or service may be environmentally friendly in itself or produced and packaged in an environmentally friendly way.

5.2.7 Online Banking

Online banking is the practice of making bank transactions or paying bills via the Internet on a secure website of the respective bank that allows the customers to make deposits, withdrawals and pay bills. Banks should give more emphasis to make the

easiest way to help environment by eliminating paper waste, saving gas and carbon emission, reducing printing costs and postage expenses.

Table 5.5: Internet and Mobile/SMS Banking (2020)

Type of Bank	% of Accounts facilitated with Internet Banking	% of Accounts facilitated with Mobile/SMS Banking
SOCBs (06)	0.00%	1.33%
SDBs (02)	0.00%	0.01%
PCBs (40)	5.92%	42.26%
FCBs (09)	45.63%	63.41%
Grand Total	2.86%	19.92%

NB: State Owned Commercial Banks (SOCBs), Specialized Development Banks (SDBs), Private Commercial Banks (PCBs), Foreign Commercial Banks (FCBs), Financial Institutions (FIs).

5.2.8 Supporting Employee Training, Consumer Awareness and Green Event

Employee awareness development and training on environmental and social risk and the relevant issues should be a continuous process as part of the bank's Human Recourse Development. Awareness development among consumers and clients would be a continuous job of a bank under its public relation department.

Table 5.6: Training in (2020)

Type of Bank/FI	No. of Programs	No. of Participants
SOCBs (06)	11	270
SDBs (02)	7	206
PCBs (40)	336	5842
FCBs (09)	2	106
Total	356	6424
FIs (34)	10	42
Grand Total	366	6466

NB: State Owned Commercial Banks (SOCBs), Specialized Development Banks (SDBs), Private Commercial Banks (PCBs), Foreign Commercial Banks (FCBs), Financial Institutions (FIs).

5.2.9 Disclosure and Reporting of Green Banking Activities

Banks shall report on the practices to BB and disclose in their respective websites.

5.3 5 Five years Financial Performance Analysis Of SIJBL

The economy of Bangladesh grew moderately during the year under review, but the banking industry had to go through another difficult year in terms of non-performing investment (non-performing loan), liquidity pressure, increased deposit costs, regulatory pressure on the banking sector to reduce the rate of corporate investment and many other issues.

After having a thorough check in the report, Bangladesh Economy seem to grew well in moderate, but the non-performing investment is facing problems in the year, also the raise in deposit cost, and the rate of investment is reduced in the banking sector and also there are factors which are also related to it.

Shahjalal Islami Bank Limited had another good year, considering the tremendous challenges faced by the banking sector. The bank sustained market success across its 132 branches during the year 2019 and achieved substantial raise.The net operating profit raised Taka,865.13 m, after tax the net profit has raised toTaka1718.30 million, EPS has been raised to Taka 1.84. The proportion of NPI raised to the percentage of 4.91.

Operating Profit:

As per the suitable approach by Bank improved during the year 2019. Operating profit grew primarily in order to better control the deposit mix, diversify the investment portfolio, use the surplus fund and manage the treasury operation effectively. Operating profit raised from 4,576.33 million to Taka 5,865.13 in the year 2019,the increase of the profit in operating by 28.16 percent.

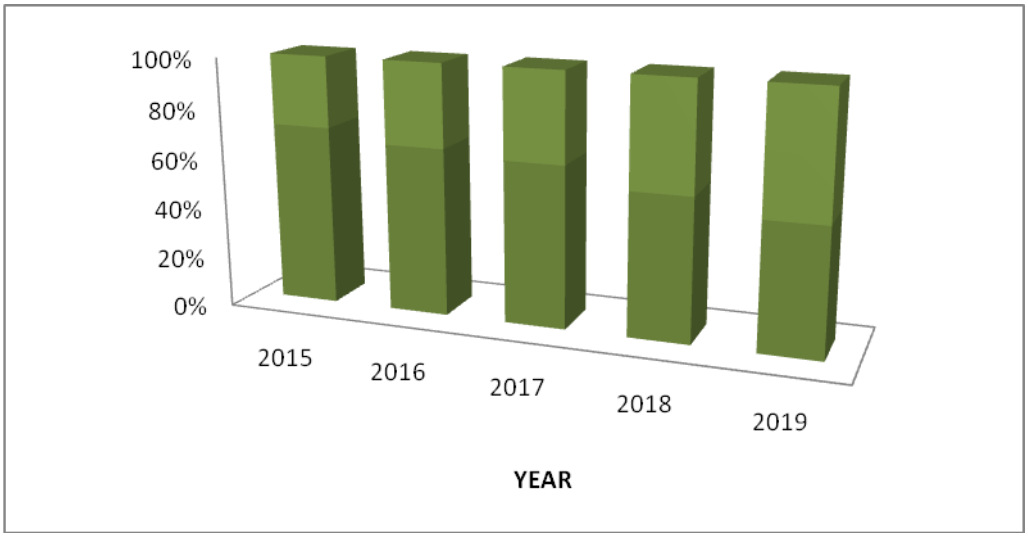

Figure 5.1: Operating Profit

Investment Income:

The Bank's Gross Investment Income stood at Takaas of 31 December 2019, 20.290.69 million as against Taka2018,17,121.99 million. As compared to 85.83 % in 2018, the total sum of income from investment constitutes 85.91 %in the whole year of 2019. The design of the investment income shown below:

Investment Income Shares

Investment income in shares had a raise from 373.50 million in 2018 to 478.76 million in the next year. The following improvement are shown here:

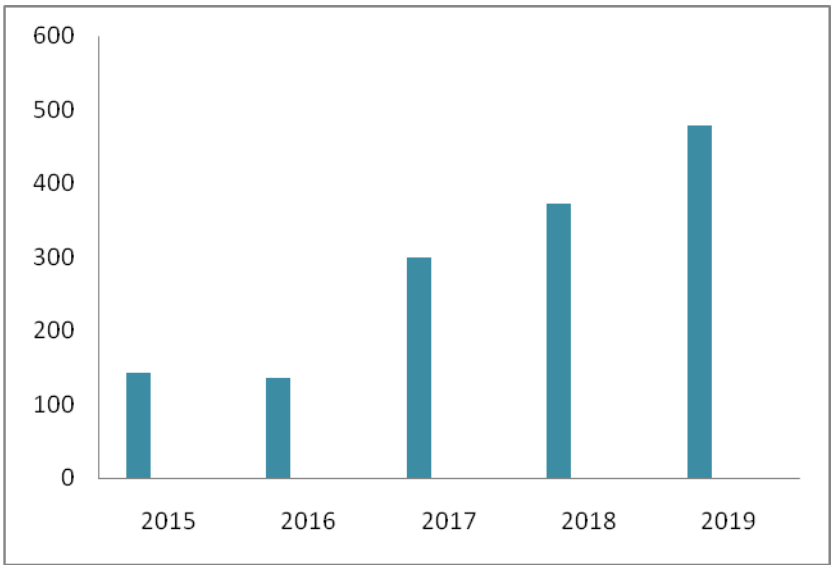

Figure 5.2: Net Asset Value

NAV (Net Asset Value)

Shahjalal Bank net asset value per share is often more than the original value in it's shareholding. It means more value is generated by the bank to it's shareholder. For the result, depositor sureness growing regularly for participating in the share of bankThe last three years Net Asset value are given:

Every year	NAV
2019	17.68
2018	15.84
2017	15.69
2016	16.67
2015	16.68

Performance Analysis of Different Segments

Corporate related Banking

Homes are corporate banking. It is a big source of our bank's profit earning. SJIBL has prepared its corporate sector, the primary source of profits, to accomplish several milestones in its journey forward extremely well. SJIBL has funded large-scale business sectors as example food, beverages, manufacturing, transport facilities, accommodation, utilities. Corporate & Wide Investment is formed according to the needs of our corporate clients to catering the market which are in corporate needs.

Banking SMEs

The position of Small Medium Enterprisesare important, especially in developing countries such as Bangladesh, for the overall economic development of a nation. In the economic growth of Asia, the CMSME sector has played a vital role. Terming SMEs as a 'job generating machine,' they stressed the production of SMEs for greater economic growth, narrowing the income inequality gap and alleviating poverty.

The business is dependent on technology which is lower, conventional to achieve strong and sustainable economic growth, but they are also distributed through different service sectors. SMEs has raised in 2019 to Taka72,516.50 million, but lesser in2018 was Taka70,395.40 million.

Shahjalal spent capital of Taka 46,361.70 million in 2019Out of Taka42,539.80 million unsettled moneysareTaka13,242.10 million in the sector of trade and Taka16,734.60 outstanding still not settled in the side of service. The bank has faith on the woman owners so they have contributed Taka1310.66 m disbursed as for the following year in 2019.

Retail Banking

Shahjalal Islami Bank has worked in the department of retailing with very gorgeous products in the for improving the standard of living and to clients of different classes and professions for meeting the needs of customers.

Investments have been made in the private sector, which includes Investment on house building for the purchase of apartments, for renovating the houses. For education the Investment in education is also there. Other investments also include the marriage and the car investment.

In addition, to have the arrangement on special basis it is to ensure availability in houses for society's people who are mainly in the middle and lower classes, we have introduced Semi-Pace Housing Investment. The bank investment in retail banking raises from Taka8,501.49 million in 2018 to Taka8,758.81 million.

Offshore Unit Banking

Offshore Unit Banking is one of the independent sector of Shahjalal Islami Bank which is regulated using the Bangladesh Bank. Shahjalal has vide letter no. of the Off-shore Banking Unit. Dated 24 July 2008. On 21 December 2008.

Offshore Unit Banking overall investment has raised. As of 31 December 2019, 11.563.90 million. As at 31 December 2018, 7,049.79 million recorded a tremendous rise in Taka4.514.11 m. The pattern of OBU's investment portfolio is described below:

Investment of Off Shore Banking Unit

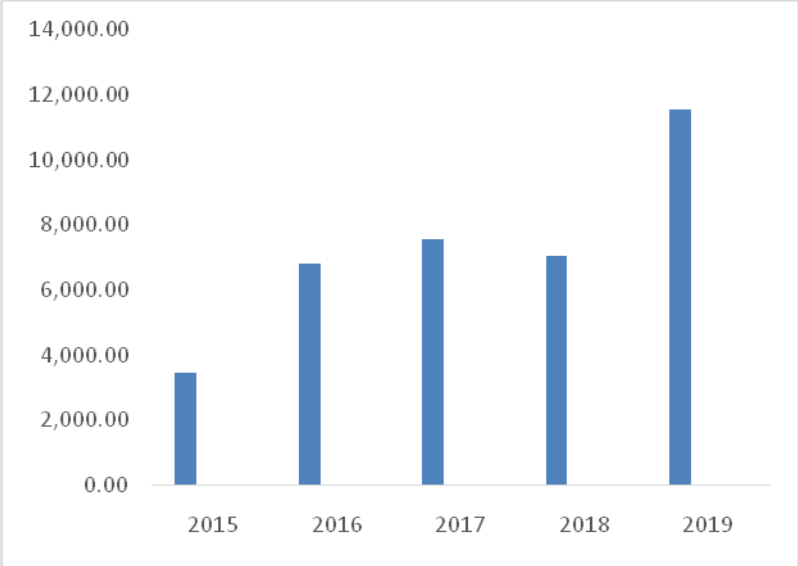

Figure 5.3: Investment of Off Shore Banking Unit

Ratio Analysis for SJIBL:

Efficiency levels and profitability:

Asset Return:

ROA is seen as a percentage that from effective bank in producing earnings by usage of resources. The higher ROA ratio is better because it means that, with less spending, the bank earns more capital.

Method: ROA = (Net income / Total assets)

Table 5.7: Return on Asset

Year	2013	2014	2015	2016	2017
ROA	1.02	.59	.94	.93	.58

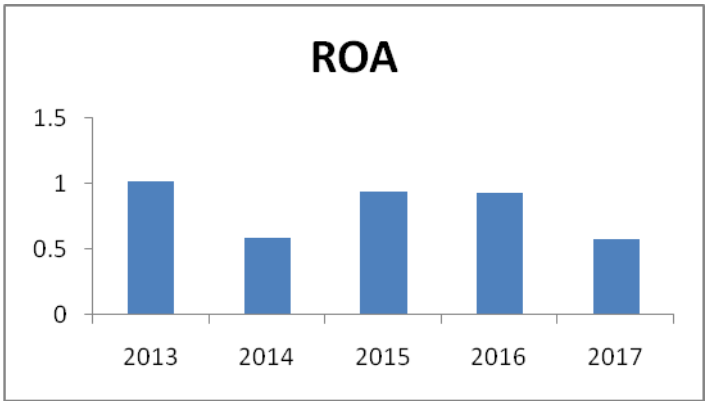

Figure 5.4: Return on Asset

Interpretation:

The ratio tests the overall effectiveness of the bank, with its available assets, in producing income. The graph shows that the return on assets of banks increased in 2013 by 1.02 percent. ROA ratios give investors an indication of how successful the bank is in producing earnings using its assets. The greater the ROA ratio, the better. In 2014, the ROA decreased by 0.59%. SIJBL's ROA, however, increased by 0.94 percent in 2015 and 0.93 percent in 2016. It seems to be declining by 0.58 percent in 2017. A low percentage return on assets shows that the bank does not make much money from the use of its assets. Lower net investment income may be responsible for low profitability in 2017 due to uncertain economic conditions.

Equity return:

The most important productivity profitability ratio is the return on equity and this ratio calculates the benefit from the investment of its shareholders in the bank. It also shows how effectively the management of banks deploys the money of shareholders. The higher the ROE is, in other words, the better.

Formulae: ROE= (Net income / total equity) *100

Table 5.8: Return on Equity

Year	2013	2014	2015	2016	2017
ROE	11.92	6.39.	10.53	12.11	8.98

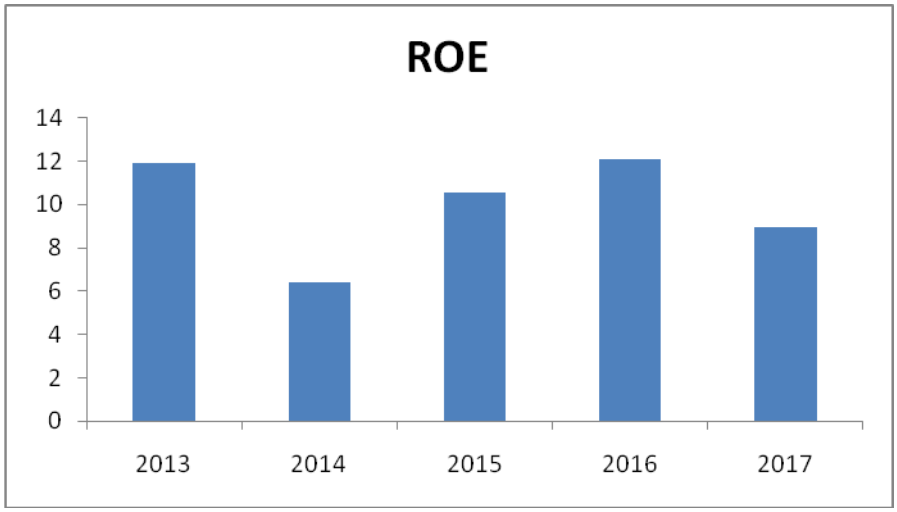

Figure 5.5**:** Return on Equity

Explanation:

The equity return calculates the return received on the investment of the investor. The chart indicates that the return on equity from the bank has fluctuated over the years. However, from 11.92 percent in 2013 to 8.98 percent in 2017, the return on equity has decreased. In 2015 and 2016, the ratio was 10.53 percent and 12.53 percent respectively, which means that SJIBL was able to raise more deposits from buyers, capable of earning more profit on Bi-Muazzal, capable of earning more investment profit against letter of credit and mud araba term deposit, capable of earning more revenue from investment in shares/securities, which eventually led SJIBL to produce more net profits.

Investment capital return:

This ratio offers an impression of how well a bank uses its resources to produce returns. Return on the percentage of investment capital, also compared to the weighted average cost of capital, to verify whether or not the capital invested is used effectively. If ROIC is 2% or more, it implies that value is generated by a bank and less than 2% means value destruction.

Formulae: ROIC= (Net operating profit after tax/Invested capital)*100

Table 5.9: Return on Investment Capital

Year	2013	2014	2015	2016	2017
ROE	11.92	6.39.	10.53	12.11	8.98

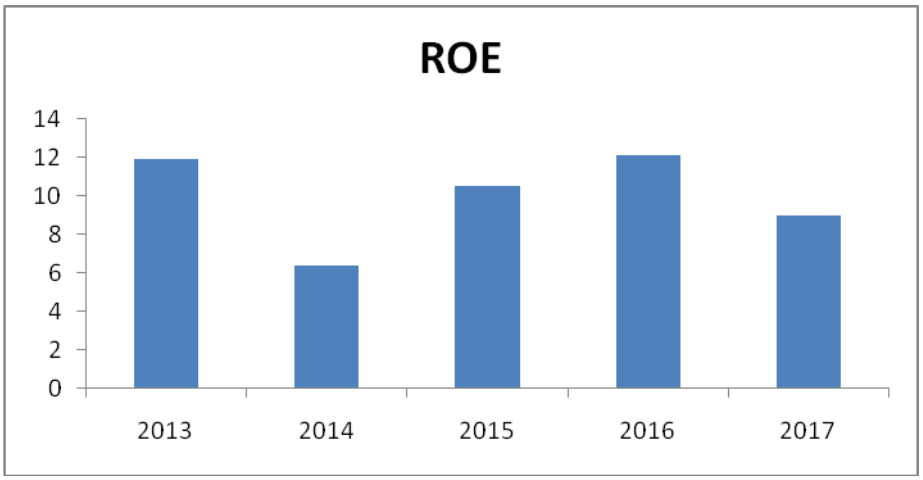

Figure 5.6**:** Return On Investement Capital

Interpreting:

This graph shows that the return on investment capital from banks has fluctuated over the years**.** Nevertheless, it declined by 0**.**89% in 2014 and 0**.**75% in 2017**.** It indicates that the percentage has improved by 1**.**52 %, 1**.**33%, 1**.**27% in 2013, 2015 and 2016, indicating that they are improving to raise sales**.**

Expense control efficiency:

The operating costs of a bank are in the numerator and its income is in the denominator. A lower performance ratio means a better operation of a bank. If the efficiency ratio rises, it suggests that the expenditures of a bank are increasing. It is a measure of operational performance and cost management, and after the operating expense is deducted, it displays the percentage of operating revenue.

Method: Expense control efficiency = Total operating expense / Total operating revenue

Table 5.10: Expenses Control Efficiency

Year	2013	2014	2015	2016	2017
Expenses Control Efficiency	.46	.53	.54	.50	.52

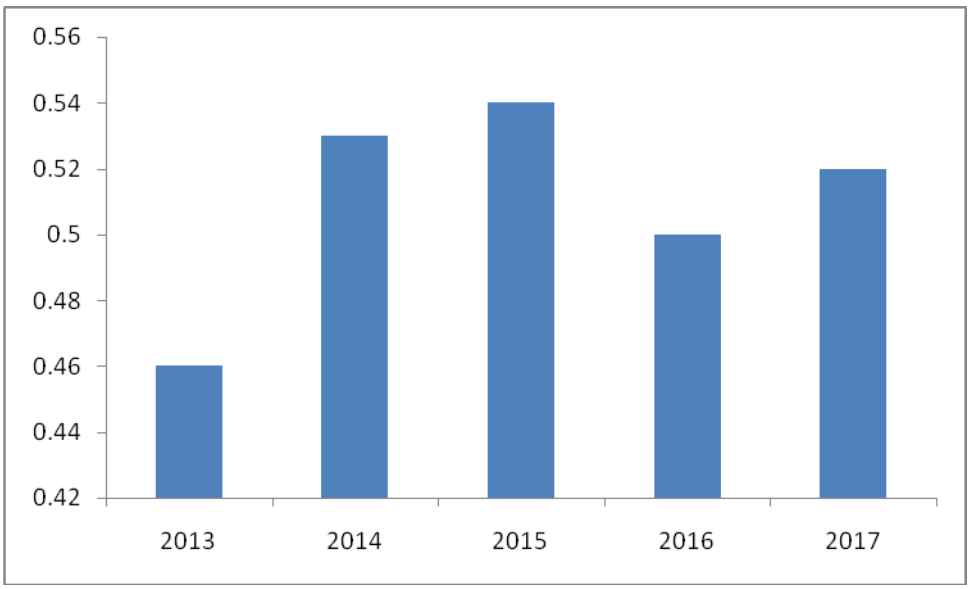

Figure 5.7: Expenses Control Efficiency

Interpreting:

It can be seen from this graph that the average cost control performance for Shahjalal Islami Banks Limited Improved over the years and the efficiency of cost control in 2015 was 0.54 is the best choice for this bank.

Margin of Operating Profit:

Operating profit which is divided by total revenue, typically expressed as percentage terms, the operating profit margin. Data from a bank's income statement helps determine the operating profit margin. It demonstrates how well bank activities contribute to the profitability of the bank and also handle its indirect costs.

Formula: Operating profit Margin= Operating Profit / Total Revenue.

Table 5.11: Operating profit margin

Year	2013	2014	2015	2016	2017
Net Operating Margin	3.86	6.71	4.00	3.84	5.74

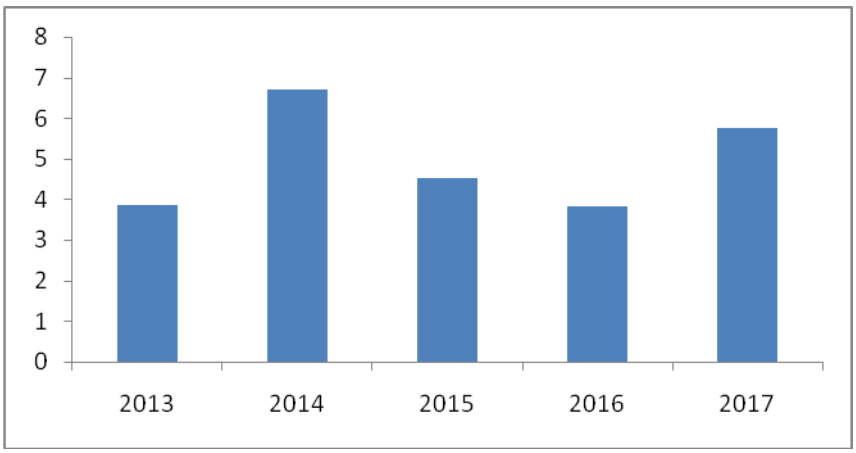

Figure 5.8**:** Operating profit margin

Interpreting:

This data analysis reveals that SJIBL's operating profit margin was 3.86 in 2013, while it was 6.71 in 2014. It suggested that SJIBL worked more consistently over 5 years in 2014. The higher revenue over expenditure than 2013 was the key explanation for higher operating profit margin, higher investment profit, higher securities investment profits, brokerage commission etcetera.could also be responsible for higher revenue over 2014 expenditure. SJIBL's operating profit margin declined to 4.00 in 2015 and 3.84 in 2016. Finally, SJIBL's operating margin rose to 5.74 in 2017.

In 2016 performance was lower because lower income over expenditure for lower profit from investment. Commission, exchange and brokerage etcetera., might be responsible the performance of SJIBL.

Equity multiplier:

This financial leverage ratio indicates the shareholder-funded percentage of assets of the banks. In comparison, it also demonstrates the degree of debt funding used to maintain the activity of banks. If the bank depends exclusively on debt funding, further cash flows would have to be generated to pay for its obligations. The higher equity multiplier implies that the bank relies more on debt to fund its assets.

Formula: Equity multiplier = Total asset / total shareholders' Equity.

Table 5.12: Equity Multiplier

Year	2013	2014	2015	2016	2017
Equity Multiplier	11.74	10.84	11.25	13.01	15.61

Graphical Presentation

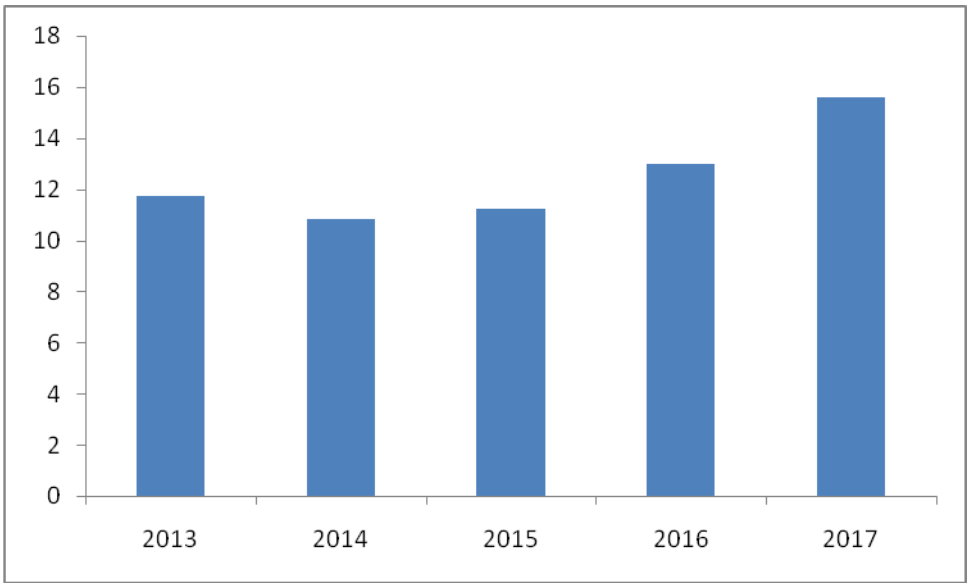

Figure 5.9 **:** Equity multiplier

Interpretation:

This graph shows that the equity multiplier has improved over the course of 5 years. That's not a positive sign here. For the bank, higher multiplier ratios are dangerous because it shows that more assets were funded by debt to pay for bank operations.

Liquidity ratio:

Liquid securities indicator:

Another important liquidity ratio for banks is the Liquid Securities Measure. Stocks and marketable securities are favorable liquid assets that, in a relatively short period of time when the bank is in financial distress, can be turned into cash.

Formula: Liquid securities Indicator = Govt. securities /Total assets

Table 5.13: Liquid Securities Indicator

Year	2013	2014	2015	2016	2017
Liquid Securities Indicator	.056	.058	.045	.045	.051

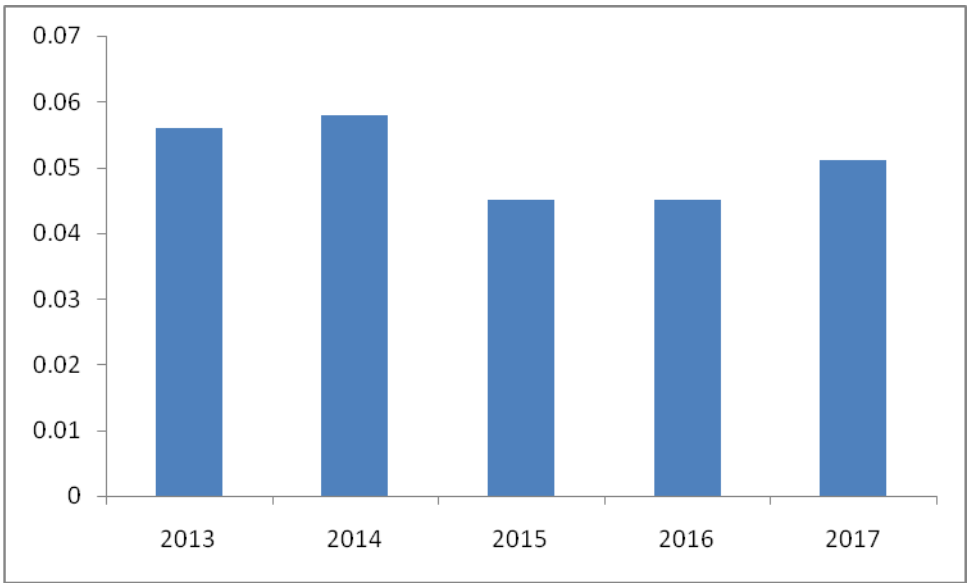

Figure 5.10**:** Liquid Securities Indicator

Interpretation:

This graph shows that the measure of SJIBL liquid securities fluctuates over the years. It has risen by 0.058 in 2014 than in other years. The higher the index of liquid shares, the better. In behind-the-scenario short-term securities, the explanation could be increased. However, it declined by 0.045 and 0.045 respectively in 2015 and 2016, but rose by 0.051 in 2017, which suggests a rise in its liquid assets.

Earning assets to gross ratios of assets:

As an easy tool to calculate which operates to produce income that is useful for long-term objectives such as retirement saving, banks use the earned assets to total assets ratio tool.

Formula: (Beginning earning assets for the year + ending earning assets for the year) ÷2

Divided by

(Beginning total assets for the year + ending total assets for the year) ÷ 2

Table 5.14: Earning assets to total assets

Year	2013	2014	2015	2016	2017
Earning assets to total assets ratios	.02	.03	.03	.02	.02

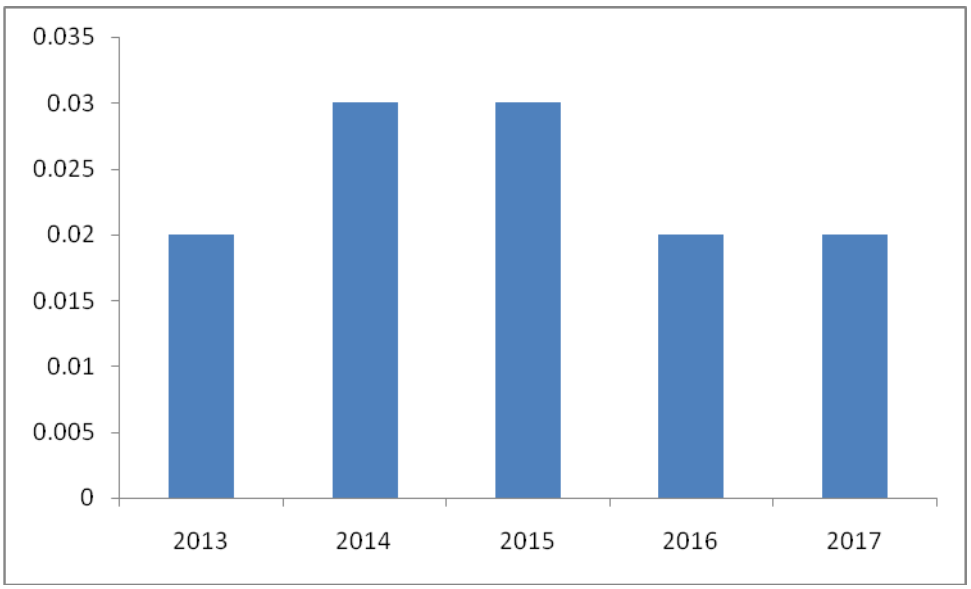

Figure 5.11**:** Earning Assets to Total Assets Ratio

Interpretation:

The data analyzed reveals that in 2013, SJIBL's ratio of earned assets to total assets was 0.02 in 2013 and 0.03 in both 2014 and 2015. Compared to other years, SJIBL performed more successfully in 2014 and 2015. The reasons for higher earnings assets may be higher investments in government and other shares and stocks, general investments etc. In 2016 and 2017, SJIBL's ratio of earning assets to total assets declined by 0.02 for both years and SJIBL operated less efficiently over the five years.

Current deposits to total liabilities:

This ratio for measuring the deposits for the same duration. Bank might not be earning as much as it should be if the ratio is too poor. This ratio illustrates the capacity of a bank to the losses that can be covered up by the clients. Banks try to work on to the liquid position for the coverage of losses when occurred in the crisis situation.

Formula: Total loans / total deposits

Table 5.15: Current Deposits to Total Liabilities

Year	2013	2014	2015	2016	2017
Current deposits to total liabilities	1.23	1.18	1.16	1.26	1.36

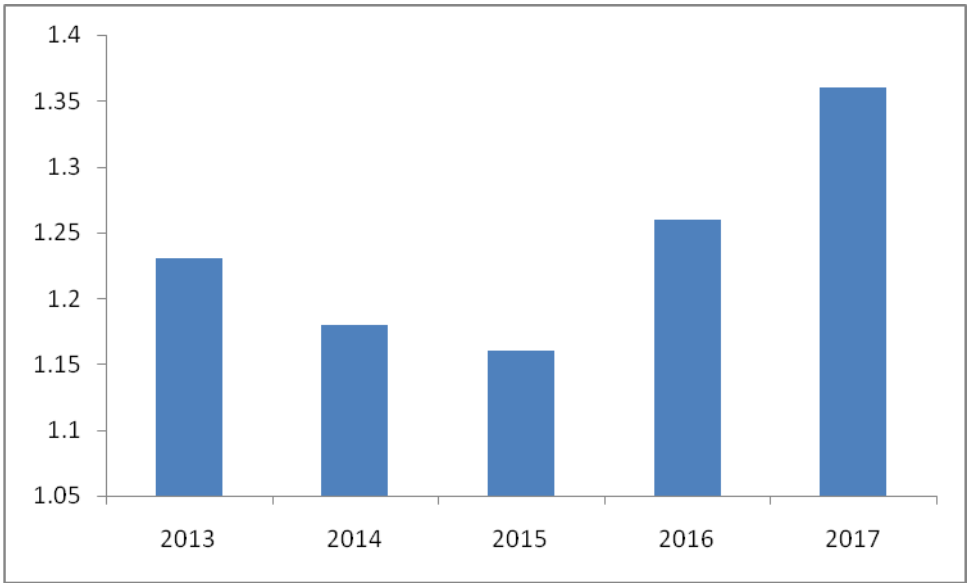

Figure 5.12**:** Current Deposits To Total Liabilities

Interpreting:

Graph shows that, from 2013 to 2017, SJIBL's for the present deposit to overall liability has increased**.** Ratio for current deposits to overall liabilities increased to 1**.**36 over the past 5 years in 2017, showing SJIBL's highest efficiency**.** The reason behind the SJIBL performance scenario in 2017 may be comparatively lower total obligations for lower bill payable, mudaraba term deposits etcetera**.**

Indicator of cash position:

A symbol of financial strength and liquidity is the cash position**.** It is considered to be a more asset, for example deposit slips, government cash basis**.**

F: cash and balance with the others banks / total assets

Table 5.16: Cash Position Indicator

Year	2013	2014	2015	2016	2017
Cash position indicator	.079	.067	.067	.057	.063

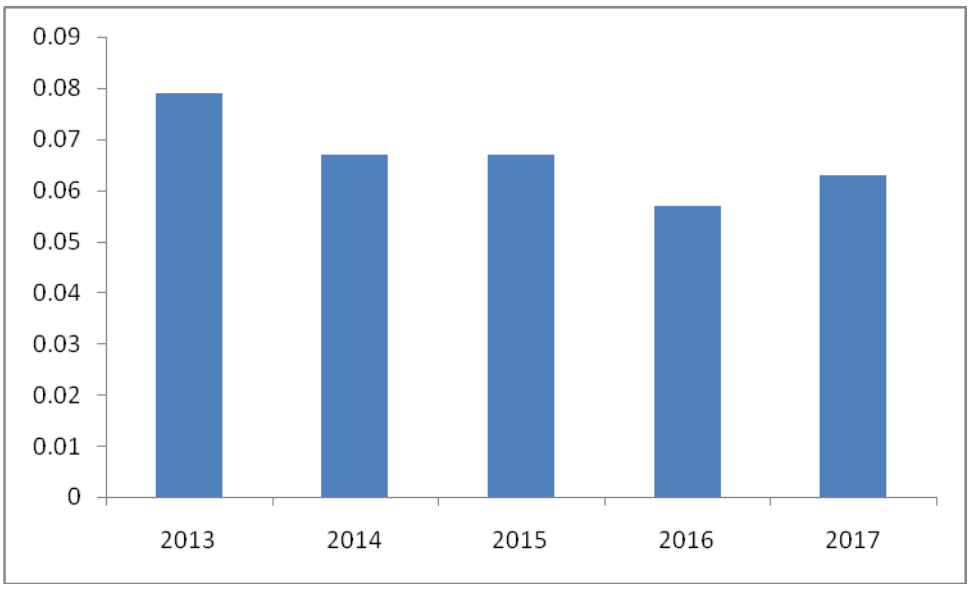

Figure 5.13**:** Cash Position Indicator

Interpretation:

This graph shows that SJIBL's cash position rose in 2013 to 0.079 after the ratio continued to fluctuate from 2014 to 2017. The explanation for this scenario may be economic fluctuations.

Debt ratios or leverage ratio

Debt to asset ratios:

It displays a company's percentage of debt against its percentage of assets. It's a proportion of the overall asset of the bank funded by creditors. In general, the higher the debt-to-total asset ratio, the greater the financial leverage and the higher the risk.

Formula: Total debt / total assets

Table 5.17: Debt to Asset Ratio

Year	2013	2014	2015	2016	2017
Debt to asset ratios	.091	.091	.091	.092	.094

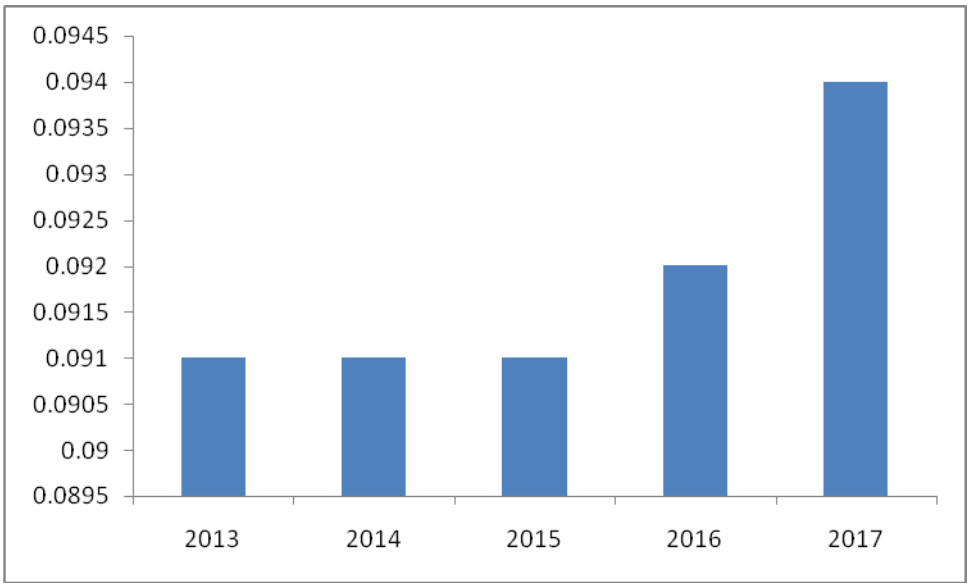

Figure 5.14**:** Debt to Asset Ratio

Interpretation:

The graph shows that in the years 2013, 2014 and 2015, the debt to asset ratio of the SJIBL was almost constant at 0**.**91**.** The debt to asset ratio rose to 0**.**92 and 0**.**94 respectively over the last 5 years in 2016 and 2017, reflecting SJIBL's highest financial leverage**.**

Ratios of debt to equity:

A big performance metric for any bank is the debt to equity ratio. This ratio is a contrast between the amount of funds given by the lender and the amount of funds provided by the owner. However, since some companies use more debt funding than others, the debt to equity ratio depends on the sector. It is also a ratio of financial leverage. This shows the willingness of shareholder equity to make up all debt obligations.

Formula: Total debt / total shareholder equity.

Table 5.18: Debt to equity ratio

Year	2013	2014	2015	2016	2017
Debt to equity ratios	10.74	9.84	10.25	12.01	14.61

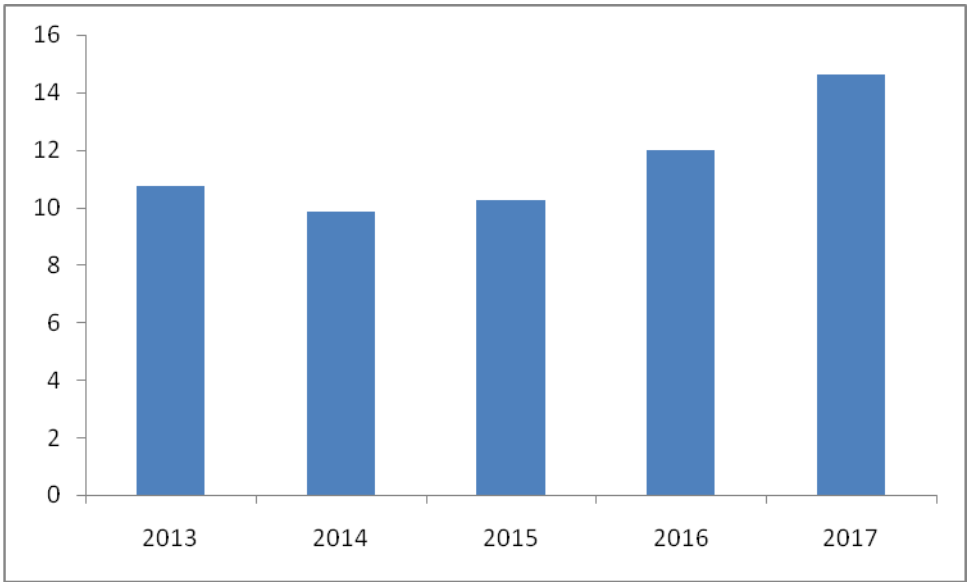

Figure 5.15: Debt to Equity Ratio

Interpreting:

This graph shows that the debt-to-equity ratio fluctuated between 2013 and 2016, with a rise of 14.61 in 2017. It suggests that shareholder equity was not adequate to make up the debt obligations.

Ratio of Equity to Asset:

An investment solvency ratio is the equity to asset ratio**.** It shows how much of the assets of the company are financed by equity shares**.** It reflects a company's financial health**.**

Formula: Net worth / total asset.

Table 5.19: Equity to Asset Ratio

Year	2013	2014	2015	2016	2017
Equity to asset ratio	10.74	9.84	10.25	12.01	14.61

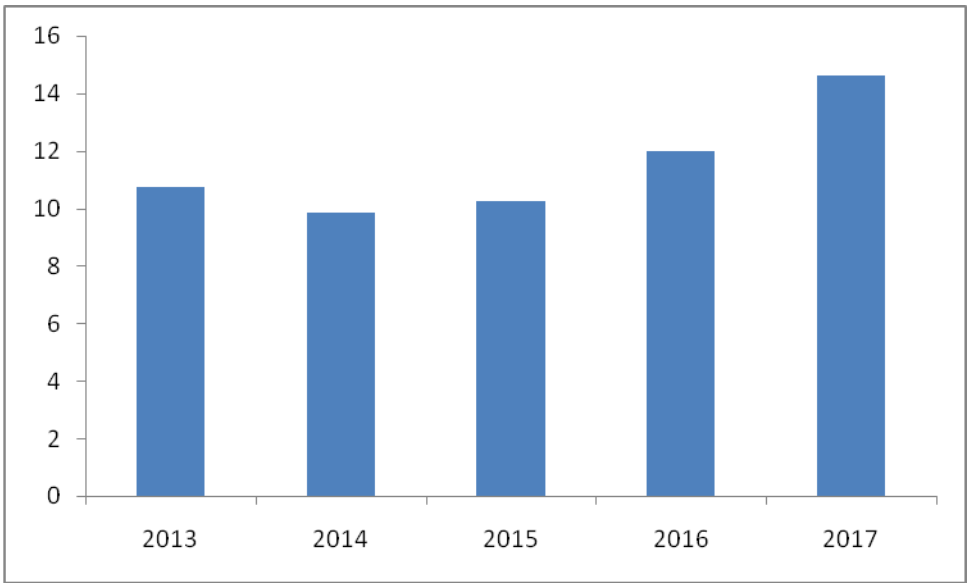

Figure 5.16**:** Equity To Asset Ratio

Interpretation:

The graph shows that SJIBL amounted to 0.085, 0.092, 0.089, 0.077 and 0.064 respectively in 2013, 2014, 2015, 2016 and 2017. After 2015, the equity of SJIBL's assets steadily declined. Over the past 5 years, SJIBL was able to gain higher net sales in 2014. The economic conditions were very strong in 2013, 2014 and 2015, and the rate of return on deposits was higher. This finally led to SJIBL earning more net profits.

Quality ratio review for the market:

EPS:

EPS shows the profitability of a company and market investors use it regularly to gauge the profitability of a company before purchasing its share.

Formula:EPS = (Net income-preferred dividend) / weighted average number of shares outstanding.

Table 5.20: EPS

Year	2013	2014	2015	2016	2017
EPS	10.74	9.84	10.25	12.01	14.61

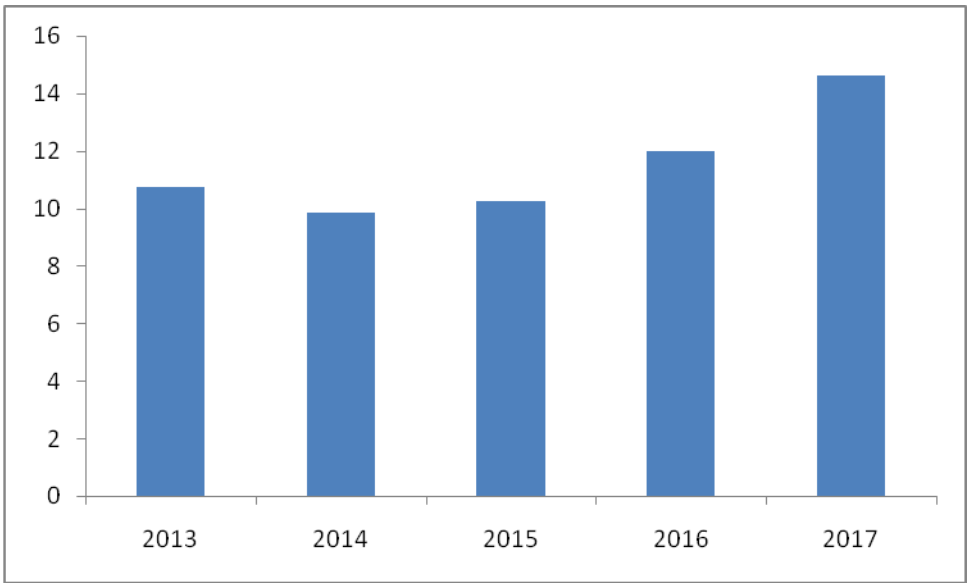

Figure 5.17**:** EPS

Interpreting:

This graph shows that, over the years, bank earnings per share have fluctuated**.** However, in 2014, earnings per share fell by 1.02**.**

Ratio Price-to-Earnings:

It is also known as multiple pricing**.** It is the share price of banks that takes shape per share**.** It is used to assess a bank in order to decide if banks are overvalued or undervalued**.** Investors expect a higher P**/**E ratio to offer higher growth in profits**.**

Formula: P/E ratio =Market price per share of common stock/Earnings per share.

Table 5.21: Price Earning

Year	2013	2014	2015	2016	2017
Price Earning	10.74	9.84	10.25	12.01	14.61

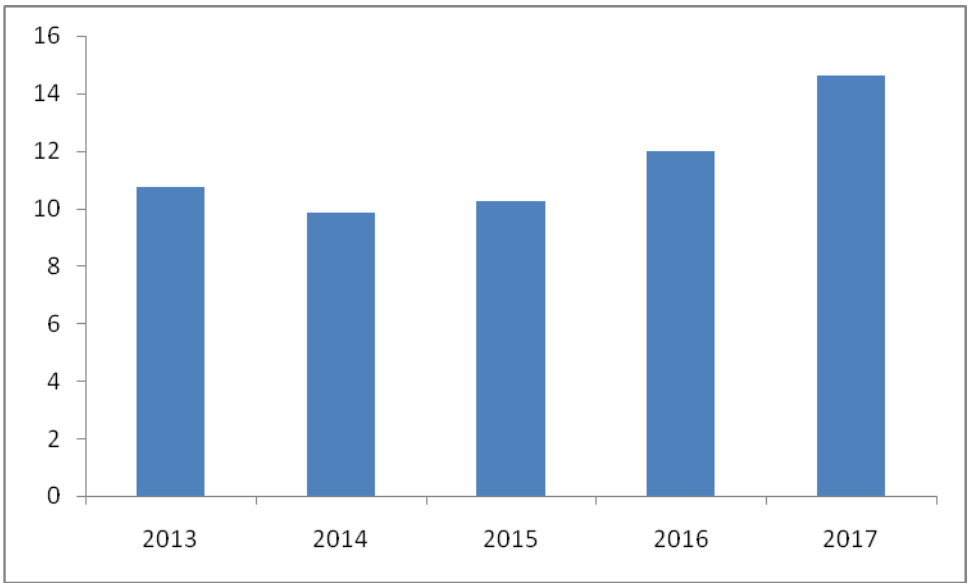

Figure 5.18**:** Price Earning

Interpretation:

The price income ratio tests the trust of investors in the organization. The price earnings graph illustrates uncertainty over the years. The price earnings ratio, however, has declined 14.29 times in 2016. This suggests that the confidence of investors in the company has declined over the course of the year.

5.4 Discussion

Green Banking is any form of banking from that the country and the nation gets environmentally benefits. An orthodox bank becomes a green bank by directing its core operations towards the betterment of environment. The banking sector can play an intermediary role between International Journal of Economics, Finance and Management Sciences 2015, 3(1) 34-42 35 economic development and environment protection by promoting environmentally sustainable and socially responsible investment. The concept of green banking was developed in the western countries. Green Banking was formally stated in 2003 with a view to protecting the environment. Then the Equator principles were launched and were initially adopted some leading global banks. In March 2009, Congressman Chris Van Hollen of USA introduced a Green Bank Act with the aim of establishing a green bank under the ownership of the US government. After introduce the green banking initial decision was to minimize the paper use in banking works because to make all kinds of papers need to cutting trees as raw materials and for this reason naturally its reduce the oxygen and increase the carbon-dioxide in airspace. There are two ways of green banking practices. One is Creating clean and hygienic banking environment, green building, reforestation, online banking, waste management, install ion of solar panel on the rooftop of the bank and using high mileage vehicles, reducing sound pollution, using webcam for video included in the in house green banking. Financing the green projects like Biogas plant, Solar energy plant, Bio-fertilizer plant, Effluent Treatment plant etc. Green banking undertakes proactive measures to protect environment and to address climate change challenges while financing along with efficient use of renewable, non- renewable, human and natural resources.

5.4.1 Features of Green Banking

Some important features of green banking operations are as follows

- Banks can help environment through automation and online banking.
- Green banking focuses on social safety and security through changing the negative impacts of the society.
- In financing, it always gives priority to loans which consider risk factors regarding environmental conditions.
- It always cares for sustainable and green growth in industrialization and for social purposes.

- It creates a congenial atmosphere inside and outside the bank.

5.4.2 Benefits of Green Banking

- Creating awareness to business people about environmental and social responsibility enabling them to do an environmental friendly business practice.
- Basically ethical (Green) banking avoids as much paper work as possible and rely on online transactions for processing so that you get green credit cards and green mortgages.
- Green (Ethical) banks adopt and implement environmental standards for lending, which is really a proactive idea that would enable eco-friendly business practices which would benefit our future generations.
- Green banking as a concept is a proactive and smart way of thinking with a vision for future sustainability of our only Spaceship Earth as a design science explorer Richard Buckminster Fuller called our earth.

5.4.3 Some Green Banking Slogans of banks

- Save paper, save trees ;
- Conserve energy, conserve natural resources ;
- Pay your bills online ;
- Turn off the tap when not needed ;
- Always use a cloth bag ;
- Reduce, reuse and recycle;
- Digitize yourself ;
- Think before you press the button ;
- Everything has two sides ;
- Be paperless- kick the habit ;
- Use car pools to go to work, and
- Unplug electronic devices while not in use.

5.4.4 Steps in Green Banking

Save paper

Bank should use purchase the recycled product for customer use like deposit slip, Automated Teller Machine (ATM) slip, annual report etc.

Power saving equipment's

Bank should use less power consumption equipment in place of other equipment. Bank should start campaign to place LED bulbs by general bulbs. It will also contribute a lot in environment sustainability program.

Use of Solar Energy

Use of solar energy is an efficient way to green Banking.

Roof Top Gardening (RTG)

Due to unplanned urbanization and extreme construction of high-rise building the open space is declined, the fertile land is reduced, green trees are decreased and the ultimate result is the raise of temperature. Unfortunately, the result is the temperature of urban area which is more than 8^0C from the rural area. It is seen from a research that by introducing RTG the temperature can be reduced approximately 2 to 3^0C. The main aim of RTG is not only trim down the temperature but also utilize the barren or open space of roof, produce and acquire fresh or formalin free fruit & vegetable and the additional portion of that production can be sale for improvement of socio-economic condition. Under different innovative program regarding Green Product, RTG loan program have been launched to build environment healthier. The highest loan celling under this program is tk.2.25 lac and the rate of interest is 9% per annum.

Automated Teller Machine (ATM)

An electronic banking outlet, which allows customers to complete basic transactions, without the aid of a branch representative or teller. There are two primary types of automated teller machines (ATMs). The basic units allow the customer to only withdraw cash and receive a report of the accounts balance. The more complex machines will accepts deposits, facilitate credit card payments and report account information. To access the advanced features of the complex units, you will usually need to be a member of the bank that operates the machine.

Recyclable Product

Shahjalal Islami Bank has taken initiative to conduct survey work on the following recyclable product:

- ❖ Produce reusable paper from waste paper recycling plant.
- ❖ Plastic waste recycling plant.
- ❖ Recycle bags manufacturing plant.
- ❖ Recycle poly-propelin threat and bags manufacturing plant.
- ❖ PET bottle recycling plant.
- ❖ Solar battery recycling plant.
- ❖ Municipal garbage recycling plant.

Shahjalal Islami Bank Green Banking Initiatives

a) Policy Formulation and Governance: As per Bangladesh Bank's policy guidelines for Green Banking, SIB has formulated and adopt Green Banking policy and strategies. In this regards SIB issued some important Green Banking related circulars.

b) Green Banking Structure: As per Bangladesh Bank's policy guidelines for Green Banking, SIB has already taken necessary steps to implement the 1st phase, 2nd phase and the 3rd phase to implement environmental friendly banking activities.

Green Banking Activities of SJIBL

As bankers, waste goes against SJIBL grain, and frugality is a natural tendency. So it just makes sense that Green Bank would lead the way in finding ways to blend SJIBL customers' financial interests with the interests of the environment. Best of all that environmental sensibility is paying off for SJIBL client – and for the planet.

Vision of green banking of SJIBL

SJIBL vision is to become a preferred provider for business and persona] banking products and services the employer of choice in the markets we serve, the investment preference for investors, and £ champion for a cleaner, healthier green environment.

Mission of Green Banking of SJIBL

Green Bank is equally committed to all of SJIBL stakeholders – customers, employees, communities and shareholders. We believe each of SJIBL constituencies is best served when all are served. Therefore, SJIBL mission is to:

- Help SJIBL clients achieve economic success and financial security.
- Create a place where SJIBL employees can learn, grow, prosper and be fulfilled in their work.

- Make the communities where we operate better places to live and work.
- Optimize the long-term return to SJIBL shareholders, while providing a safe and sound investment in a socially responsible and resource-efficient enterprise.

Promise of Green Banking of SJIBL

We are committed to behave in a manner that ensures the fair treatment of SJIBL stakeholders and to be a company that routinely "does the right thing." We make these promises:

- To behave in an ethical manner in all transactions and interactions.
- To act in environmentally and socially-responsible ways to support and strengthen the communities where we operate.
- To be responsive, accessible and timely.
- Make the communities in which we work better places to live.
- To have proper compliance processes measures and goals for achieving and surpassing all regulatory and legal requirements.

SJIBL's commitment towards Green Banking will be based on the following broad policies:

- Provide a safe healthful workplace and ensure that personnel are properly trained and have appropriate safety and emergency equipment.
- Participate in efforts to improve environmental protection and understanding and share appropriate pollution prevention technology, knowledge and method.
- Use and encage to use methods that do not adversely affect the environment, including developing and improving products, operations and technologies to minimize waste, prevent air. Water, and other pollution, minimize health and safety risks, and dispose of waste safely and responsibly.
- Ensure that SJIBL make responsible use of energy including conserving energy, improving energy efficiency, and giving preference to renewable over non-renewable energy SJIBL when feasible.

5.4.5 Green Banking

As per BRPD circular No.02 dated 27.02.2011 received from Banking Regulation & Policy Department of Bangladesh Bank, a separate Green Banking Policy Guideline has been adopted in a formal and structured manner in line with global norms so as to protect environmental degradation and ensure sustainable banking practices.

Green Banking Policy will be implemented through time frame work which will be segregated into 3 (three) phases.



5.4.6 Initiating In-house Environment Management

SJIBL shall prepare an inventory of the consumption of water, paper, electricity, energy etc. by its offices and branches in different places. Then it will take measures to save electricity, water and paper consumption. A 'Green Office Guide' or at least a set of general instructions will be circulated to the employees for efficient use of electricity, water, paper and reuse of equipment's.

5.5 Green Office Guide

The guide comprises of the following instructions:

- In place of relying on printed documents, online communication will be extensively used (where possible) for office management to reduce use of paper along-with making unnecessary duplicates of same document.
- Make sure that the printers are defaulted to duplex for double-side printing to save papers.
- Bank will apply Eco-font in printing to reduce use of ink,
- Use scrap paper as notepads
- Avoid disposable cups/glasses to become more eco-friendly.
- Installation of energy efficient electronic equipment's
- Installation of 'Power save Mode' of computers and ensuring shutdown of computer while not using and leaving the office place.

- Ensuring switching-off fans, lights, air coolers etc., while not using and leaving the office place that will help reducing electricity consumption.
- Energy saving bulbs should replace normal bulbs in branches/offices of the banks. issues should be taken steps to save energy from corporate business travel and
- Employees are encaged to avoid using vehicle to reduce gas and petroleum consumption
- Minimum utilization of electric bulb in day-time
- Minimum utilization of AC during the rainy season and winter.
- Avoiding use of electric appliance during peak SJIBL.
- Keeping the temperature level of AC not below 20 degree centigrade.
- Avoiding wearing of coat-tie during summer to lessen use of AC.
- Encage clients of take e-statements
- Encage the clients to use ATM cards instead of Cheque-Books.
- Advertising through electronic media avoiding the print Medias.
- Tele-Conference and Video conference should be arranged to avoid travels and reduce use of fossil fuel.

5.6 Some Green Products

- **Finance for Farmers named as *"Krishan":*** This facility will be allowed to farmer for purchasing highly productive seeds, fertilizer (green and environmentally friendly) and arranging irrigation.
- **Finance for farmer for tree plantation named as *"Shobujayon ":*** This facility will be allowed for plantation in vacant lands that are not used for crops.
- **Finance for handicraft and jute products names as *"Kutir":*** This facility will be allowed for entrepreneurs for handicraft and jute products made out of natural material that will replace plastic and polythin products which are not disposable to the environment.
- **Finance for re-cycle industry named as *"Rupantor":*** This facility will be allowed for entrepreneurs of re-cycle industry made out of waste goods such as used paper, wood, glass, tin-pots, plastic bottles to make the environment clean and waste-management.

- **Finance for solar-panel named as *"Shobuj-Shokti":*** This facility will be allowed for house-holds, industries and business places for use of solar panel within the city and the rural off-grid areas to reduce of electricity.
- **Finance for industries names as *"Shobuj-Shilpo":*** This facility will be allowed to the industries that are having waste management plant/arrangement and those that are not involved with any activities against environment.
- Finance for ETP plants names as ***"Shabujporibesh":*** This facility will be allowed for installing ETP plants that makes the environment clean and green.
- **Finance for smokeless brick making technology**: This facility will be allowed to the Brick fields that are using smokeless brick making technology IG-ZAGi to replace the old traditional method to reduce carbon emission for manufacturing alternative burner/cooker and fuel:
- Creation of Climate Risk Fund:
- Bank will finance the economic activities of the flood, cyclone and drought prone areas at the regular profit rate without charging additional risk premium. However, banks will assess their environmental risks for financing the sectors in different areas for creating a Climate Change risk Fund with the approval of the Board of Directors. This will be used in case of emergency. The bank would ensure regular financing flows in these vulnerable areas and sectors. The fund could be created as part of bank's CSR expenses.

5.7 Introducing Green Marketing

Green marketing is the marketing of products that are presumed to be environmentally safe. Green marketing incorporates a board range of activities, including product modification, changes to the production process, packaging changes, as well as modifying advertising. It refers to the process of products and/or services based on their environmental benefits. Such a product or service may environmentally friendly in itself of produced and/or packaged in an environmentally friendly way.



- To make advertisement through electronic media (Radio, Television)
- In the advertisements clients would be encaged to use ATM cards instead of cheque books and let them know that is how they are protecting their environment for their future generation.

Through advertisement the clients will be encaged for the following

- E-Banking (E-Transaction, E-Statement)
- Tele-Banking
- On-line Banking
- SJIBL Green Finances

Online Banking

SJIBL will undertake bank transactions or paying bills via the Internet on a secure website that will allow the customers to make deposits, withdrawals and pay bills. SJIBL shall give more emphasis to make the easiest way to help environment by eliminating paper waste, saving gas and carbon emission, reducing printing costs and postage expenses.

Phase –II

Sector Specific Environmental Policies

The Bank will formulate strategies to design specific policies for different environmental sensitive sectors such as Agriculture, Agri-business (Poultry & Dairy), Agro farming, Leather (Tannery), Fisheries, Textile and Apparels, Renewable Energy, Pulp and Paper, Sugar and distilleries, construction and housing, Engineering and Basic

Metal, Chemicals, rubber and plastic industry, Hospital/Clinic, Chemical Trading, Brick Manufacturing, Ship Breaking etc.

Green Strategic Planning

The Bank will determine green targets to be attained through strategic planning. A set of Achievable targets and strategies will be determined and those will be disclosed in the annual report and website for green financing and in-house environment management. For in-house environment management, the target areas should cover attaining energy efficiency in the form of the use of renewable energy, reduction of electricity, gas and petrol consumption, reduction of Green House Gas emissions, issuance or e-statements, electronic bill pay, saving papers, environment friendly office building etc. For green financing, the target areas should cover reducing loans for certain environmentally harmful activities, attaining a particular percentage of environmental loans as percentage of total, introducing eco-friendly financial products etc.

Improved In-house environment management

Strategy of re-use, re-cycling of materials and equipments, and SJIBL see reduction and waste minimization strategy will be, part of in-house environment management. Banks will increasingly rely on virtual meeting through the use of video conferencing in lieu of physical travel which will help saving cost and energy.

Formulation OF BANK'S specific environmental risk management plan and guidelines

Bank will develop and follow and an environmental risk management manual or guidelines in their assessment and monitoring of Projects and Working Capital investment. In addition to the compliance of national regulation, the will set internationally accepted higher environmental standard. In this connection, SJIBL will be involved in the Green Initiatives to be taken by a group of Banks.

Rigorous programs to educate clients

Business houses will be encaged and influenced to comply with the environmental regulations and undertake resources efficient and environmental activities. The Bank will introduce is program to educate clients. Considering the responsibility of making the clients well aware of 7iental issues the Bank will implement the following programs:

- Messages for protecting environment in SJIBL all sorts of Marketing and Promotional Activities.
- Focusing on environmental issues while selecting investment clients and communicates its importance by setting Environmental Risk as a deciding factor.
- Making the bank's website as an important tool that we are doing Green Banking and making SJIBL clients green as well. The Website will be used for societal movement towards more social and environmental responsibilities in the financial sector.
- Inviting clients in seminar, symposium and other celebration program where facts, figures and pictures will be exhibited regarding how the environment is deteriorating and how are activities can prevent those for SJIBL sustainability.
- Bank will promote socially/environmentally-geared investment clients by recognizing them as their green clients.

Disclosure and Reporting of Green Banking activities

The Bank will start publishing independent Green Banking and Sustainability Reports showing past performances, current activities and future initiatives.

Phase-III

Designing and Introducing Innovative Products

The Bank will introduce innovative products like the followings for the environment conscious people:

Ethical Savings Account:

The bank offer Ethical Savings bonds, which offer 2-, 3-, and 5-year bonds with attractive rates and the money in these accounts is invested to businesses like organic farms, microfinance organizations, and renewable energy and climate friendly projects.

Jakat Account:

Jakat Account will be offered for accumulation of jakat throughout the year and short term finance will be allowed out of this money for green finance.

Green Account:

Green Bond will be offered with attractive return for investing in rehabilitation of power plants and transmission facilities to reduce Green House Gas

emission, Carbon emission, solar and wind installation and funding for new technologies that result in: ant reductions in Green House Gas emission and carbon emission.

5.8 Learning outcomes:

I took a survey from Employees in SJIBL, the summery of that survey given bellow.

- 1st question was Do Shahjalal Islami Bank SJIBL Invest on "Solar power" or "Eligible for renewal power" or any "alternative power source" to save environment?
- All the employee give same answer that they do not have these type investment yet but SJIBL has.
- 2nd Question was "Does SJIBL has any investment rate waiver for environment saving Project?"
- Different employees give different answer. This may cause they not practicing that much Green Banking function. And another reason that one of employee of investment department told "they do not get any application that can fully satisfy "environment saving project". If they get any of this type application for investment, they would consider investment rate waiver as per rules of head branch.
- 3rd question was "Do you have any tree plantation programmer?"
- This time all employee give similar answer that they have this type programmers.
- 4th question was "Do you provide any training to your partners or buyers for environment saving activities?"
- Maximum employee told they do not directly provide any training to them but they provide guideline and make sure that applicant got certificates from "Department of Environment" of Bangladesh.
- 5th Question was "Does this Have any policy about Green banking?"
- All the employee ensure that The SJIBL have Green Banking Policy.
- 6th Question was "What steps are taken for saving papers as well as tress?"
- Collective answer is "we are trying to preserve our documents in CD other than hard copy. Printing in both side of a single page and printing ink quality always economy mode or less color."

Chapter 6

Findings, Suggestions

6.1 Findings

- SJIBL mainly invested in transport sectors, which is one of the main contributors to pollute Dhaka City. So, the policy of green banking are not properly maintained by SJIBL.
- They have very low performance in ATM service, online service, and internet services. Though the location of the branch is covered with uneducated people and the business focused on coal, sand, road etc, client are not habituated with these service, but bank can motivated business people to habituate with these services.
- Lac of available advertisement regarding green banking policy. People still don't know about the practices of green banking followed by SJIBL.
- Information regarding green banking polices are not available in SJIBL. They do not have green banking specialist. As a result green banking practices are not done properly.
- Before investing in any project they only consider on the certificate provided by "Department of Environment of Bangladesh" and do the applicant have adequate mortgage property or not.
- Maximum numbers of Employees of this branch are not aware about Green Banking.

6.2 Suggestions

- Need to apply Green Banking and use ERM (Enterprise Risk Management) guideline in an efficient manner.
- Bank should increase ATM service, online service and internet services.
- Apply quantitative approach for Environmental Risk Rating.
- Bank should provide available advertising and arrange more seminar about green banking and motivate clients by different way to follow the policy.
- Bank should recruit green banking specialist, who give available information about green banking to clients.

- SJIBL should properly maintain green banking policy to invest in transport sectors.

Chapter 7

Conclusion, Policy Implications and Future Work

7.1 Conclusion

Green is good for you and the planet. And banks big and small are increasingly offering green loans, sustainable certificates of deposit and paperless checking rewards that dish out discounts and fee breaks. The result: more green in your pocket. Green banking isn't just for tree huggers anymore. It's becoming mainstream as a way to make, save and lend money. "Customers want to make a difference in the environment,"

The easiest way for you to bank green is to start using the online banking services that are available. Benefits of online banking include less paperwork, less mail and less driving to branch offices, which all have a positive impact on the environment. Interestingly, online banking can also increase the efficiency and profitability of a bank. A bank can lower their own costs that result from paper overload and bulk mailing fees as more customers use online banking.

Banks can do much more to help the environment than just promote online banking. A truly green bank will reduce their carbon footprint by building more efficient branches, implementing energy-efficient operational procedures, offering transportation services for their employees, promoting sustainable banking and increasing their lending in environment-sensitive industries. Banks can also support eco-friendly groups and raise money for local environment initiatives.

The number of green banks should be increased because the future prospect of green banking is very bright in our country for the following reasons:

- The banks are encouraged to be green by Bangladesh bank,
- Recently the government made the companies mandatory to use solar plants to save electricity.
- Government has taken initiatives to digitize the banking transactions introducing online Banking" which encourage the paperless banking.

Banks and business in Bangladesh passed a critical year, surfing through an unprecedented climate both at home and abroad in 2011. Amid challenges, the banking industry witnessed a major change, deregulation in some major areas including the

interest and exchange rate in the outgoing year. Soaring inflation, record bank borrowing by the government, sliding foreign investment, aid and remittances, a bearish stock market and lack of infrastructure were the main barriers at the local level that left the banks in tight spot. A shift in imports form food grains to fuel oils and fertilizers also affected banks' business in the outgoing year. However the liquidity crisis was the most discussed issue in 20l1. In the international front, ongoing sovereign debt crisis in Europe, which is a major destination for Bangladesh's exports, and the troubled US economy, also hit local businesses. SJIBL has a great reputation for welfare banking in the industry, that's why SJIBL has an acceptance among the clients. The market is very competitive and that's why, we think that green banking can be an effective instrument for keeping present image to long term. Being the largest private sector commercial bank and having the maximum stake-holders, SJIBL has the ample scope for promoting the awareness about environment friendly activities and it is utilizing the scope for disseminating awareness amongst the masses accordingly to keep the globe eligible for habitation.

Shahjalal Islami bank needs to be made fully aware their clients of the environmental and social guidelines to which banks worldwide are agreeing to as far as green banking is concerned, Shahjalal Islami Bank Limited is far behind their counterparts from developed countries. If SJIBL desire to enter global markets, it is important that they recognize their environmental and social responsibilities.

In addition to mitigating risks, green banking opens up new markets and avenues for product differentiation. The survival of the banking industry is inversely proportional to the level of global warming. Therefore, for sustainable banking, Bangladesh banks should adopt green banking as a business model without any further delay.

7.2 Policy Implications

As SJIBL have RDS sector to help rural people, and obviously this is a very nice project and will be effective if bank can run this properly. Branch can ensure green banking by this project. Branch can make a market where can farmers sell their goods at profitable price and final buyers can have it at reasonable price.

SJIBL can involve them with agribusiness, so that it will help rural people as well as the branch can maintain green banking policy effectively.

Teen age or young people are the future of our country. They are the mostly user of technology. SJIBL should have plan for them. Have to offer special account for them. All technological and updated facilities will have there and have to create awareness among them.

7.3 Future Work

The rapid growth and advancements in the banking sector have paved the way for a wide range of career opportunities in banks. Lakhs of people are employed in Government jobs in banks at present. Every year, hundreds of them retire from their jobs; some will be retiring in the next few years.

References

Shahjalal Islami Bank limited, (2016), Annual report, Shahjalal Islami Bank Limited, Dhaka, Bangladesh.

Shahjalal Islami Bank Limited, (2020), Annual report, Shahjalal Islami Bank Limited, Dhaka, Bangladesh.

Bangladesh Bank (2015), Green Banking Report, Green Banking and CSR Department.

Bangladesh Bank, (2016), Annual report Central Bank of Bangladesh limited.

Bangladesh Bank. Annual Report (2016). Available online: https://www.bb.org.bd/pub/publictn.php#(accessed on 20 November 2020).

Banking Regulation and Policy Department, Bangladesh Bank.www.bangladesh-bank.org

Benedikter, R. (2011) Answers to the Economic Crisis: Social Banking and Social Finance, Spice Digest New York: Springer.

Chang, N. J., and Fong, C. M. (2010) Green product quality, green corporate image, green customer satisfaction, and green customer loyalty. *African Journal of Business Management*, vol. 4(13), 28-36.

CSR Report. Bangladesh Bank CSR Report 2016 to 2020. Available online: https://www.bb.org.bd/pub/publictn.php# (accessed on 20 November 2020).

Hayder, M. M. (2012) Green Banking and its Practices in Bangladesh. Term Paper, Department of Finance and Banking, University of Chittagong.35.

Morshed, M (2011) Green Banking and Sustainable finance" Lecture Notes, BIBM, Dhaka.

Sahoo, P., and Nayak, B. P. (2008) Green banking in India. Institute of Economic Growth, University of Delhi, Delhi-1100071

Thombre, K. A. (2011)The New Face of Banking: Green Banking. *Research Paper–Commerce*,vol. 1(2), 1-4.

Ullah, M. M. (2013) Green Banking in Bangladesh- A Comparative Analysis. *World Review of Business Research,* vol.3(4), 74-83.

Verma, M. K. (2012). Green Banking: A Unique Corporate Social Responsibility of India Banks. *International Journal of Research in Commerce & Management*,vol.3(1), 110-114.

Wikipedia. Available online: https://en.wikipedia.org/wiki/SWOT_analysis/ (accessed on 6 November 2020).

- Annual Report of Shahjalal Islami Bank Limited 2015
- Annual Report of Shahjalal Islami Bank Limited 2016
- Annual Report of Shahjalal Islami Bank Limited 2017
- Annual Report of Shahjalal Islami Bank Limited 2018
- Annual Report of Shahjalal Islami Bank Limited 2019